



Government of Western Australia
Department of Transport

JUNIOR CREW

Primary School Program for Years 3, 4 and 5

Flashcards



Skip says
“Looks like a great day for boating but always check the weather.”



Skip says
“Make your checks before you launch”.



Skip says
“Make sure you secure your boat”.



Skip says
“Mind your step and welcome aboard”.



Skip says
“Make sure your lifejacket fits you.”



Skip says
“The three L’s, lifejackets on, legs inside the boat and listen to the skipper.”



Skip says
“Keep a proper lookout.”



Skip says
“Always try to help others.”




Skip says
“Keep your arms and legs inside the boat.”



Weather is King

The most up to date weather forecasts are Radio, Telephone, Computer and Mobile Apps.



Weather is King

The Newspaper provides weather information.



Weather is King

The Television News provides weather information.



Weather is King

The Internet provides the most current weather information.



Weather is King

Keep cool and covered in summer.



Weather is King

Keep warm and dry in winter.



Safety saves lives


Some items must be carried when boating.

SAFETY EQUIPMENT REQUIREMENTS

REGISTRABLE VESSEL: Vessels including sailing vessels that are or can be propelled by mechanical power.

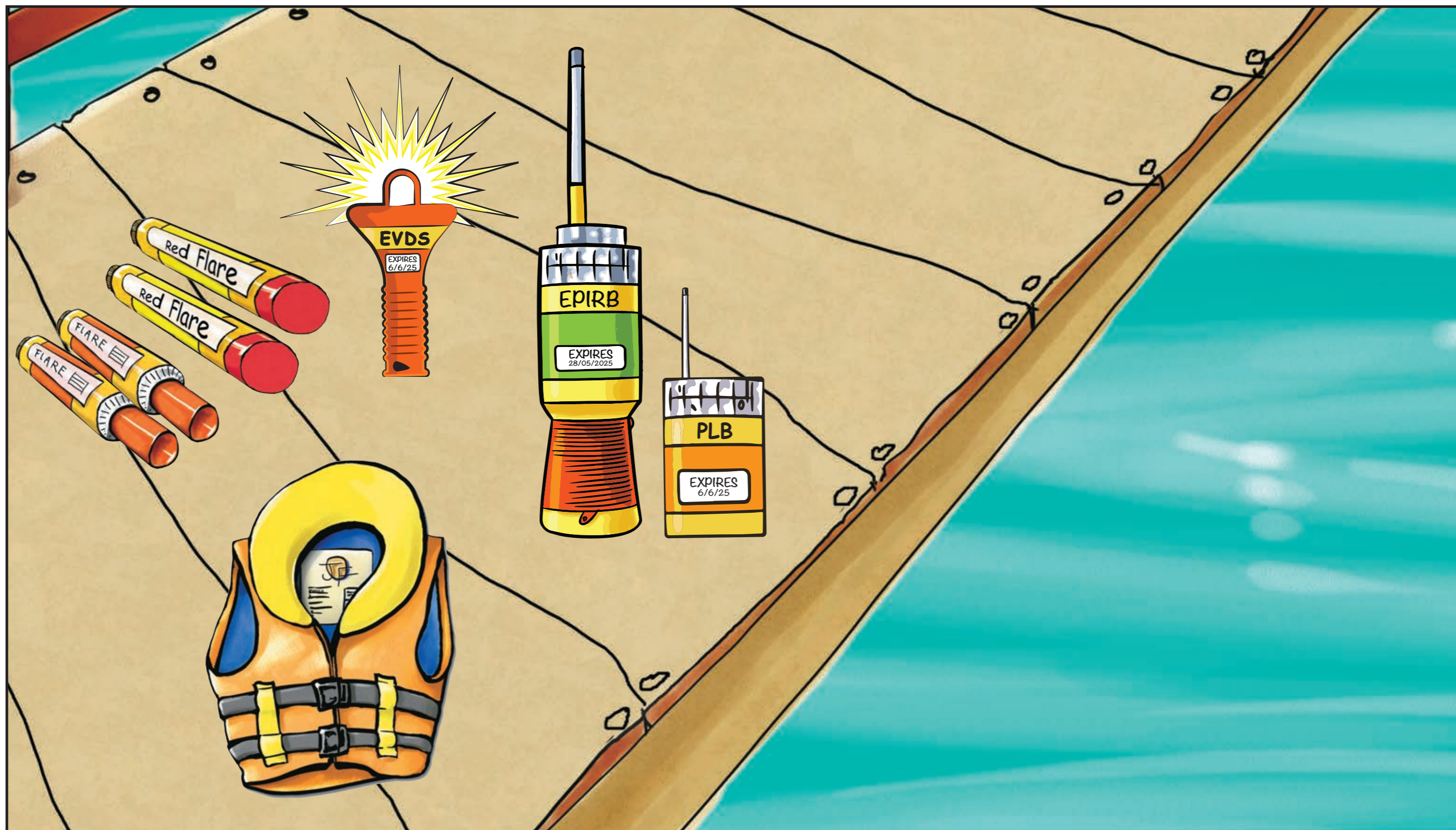
NON-REGISTRABLE VESSEL: Tenders and sailing dinghies



 <p>Recreational Skipper's Ticket The skipper of a recreational vessel, powered by a motor greater than 6 horsepower must hold an RST.</p>	<p>PROTECTED WATERS Includes rivers, lakes, estuaries, harbours and waters within 400 metres from the shore in unprotected water but excludes the Cambridge Gulf and Lake Argyle.</p>	<p>UNPROTECTED WATERS Beyond 400 metres from the shore.</p>																																				
<p>Lifejacket Carriage A lifejacket, as indicated in the table opposite, must be carried for every person on board.</p> <p>Vessels smaller than 4.8m</p> <p>Vessels larger than 4.8m</p>	<table border="1"> <thead> <tr> <th>Registrable Vessels</th> <th>Non-registrable Vessels</th> </tr> </thead> <tbody> <tr> <td>✓</td> <td>NOT REQUIRED</td> </tr> <tr> <td>✓ Minimum Level 100 MUST BE CARRIED</td> <td>RECOMMENDED</td> </tr> <tr> <td>✓ Minimum Level 100 MUST BE CARRIED</td> <td>RECOMMENDED</td> </tr> <tr> <td>✓ Minimum Level 100 MUST BE CARRIED</td> <td>RECOMMENDED</td> </tr> <tr> <td>✓ Minimum Level 50S MUST BE WORN</td> <td>—</td> </tr> <tr> <td>RECOMMENDED</td> <td>RECOMMENDED</td> </tr> <tr> <td>RECOMMENDED</td> <td>RECOMMENDED</td> </tr> <tr> <td>RECOMMENDED</td> <td>RECOMMENDED</td> </tr> </tbody> </table>	Registrable Vessels	Non-registrable Vessels	✓	NOT REQUIRED	✓ Minimum Level 100 MUST BE CARRIED	RECOMMENDED	✓ Minimum Level 100 MUST BE CARRIED	RECOMMENDED	✓ Minimum Level 100 MUST BE CARRIED	RECOMMENDED	✓ Minimum Level 50S MUST BE WORN	—	RECOMMENDED	RECOMMENDED	RECOMMENDED	RECOMMENDED	RECOMMENDED	RECOMMENDED	<table border="1"> <thead> <tr> <th>Registrable Vessels</th> <th>Non-registrable Vessels</th> </tr> </thead> <tbody> <tr> <td>✓</td> <td>NOT REQUIRED</td> </tr> <tr> <td>✓ Minimum Level 100 MUST BE WORN</td> <td>✓ Minimum Level 50S MUST BE WORN</td> </tr> <tr> <td>✓ Minimum Level 100 MUST BE CARRIED</td> <td>✓ Minimum Level 50S MUST BE CARRIED</td> </tr> <tr> <td>✓ Minimum Level 100 MUST BE WORN</td> <td>✓ Minimum Level 50S MUST BE WORN</td> </tr> <tr> <td>✓ Minimum Level 50S MUST BE WORN</td> <td>—</td> </tr> <tr> <td>✓</td> <td>✓</td> </tr> <tr> <td>✓</td> <td>✓</td> </tr> <tr> <td>✓</td> <td>✓</td> </tr> </tbody> </table>	Registrable Vessels	Non-registrable Vessels	✓	NOT REQUIRED	✓ Minimum Level 100 MUST BE WORN	✓ Minimum Level 50S MUST BE WORN	✓ Minimum Level 100 MUST BE CARRIED	✓ Minimum Level 50S MUST BE CARRIED	✓ Minimum Level 100 MUST BE WORN	✓ Minimum Level 50S MUST BE WORN	✓ Minimum Level 50S MUST BE WORN	—	✓	✓	✓	✓	✓	✓
Registrable Vessels	Non-registrable Vessels																																					
✓	NOT REQUIRED																																					
✓ Minimum Level 100 MUST BE CARRIED	RECOMMENDED																																					
✓ Minimum Level 100 MUST BE CARRIED	RECOMMENDED																																					
✓ Minimum Level 100 MUST BE CARRIED	RECOMMENDED																																					
✓ Minimum Level 50S MUST BE WORN	—																																					
RECOMMENDED	RECOMMENDED																																					
RECOMMENDED	RECOMMENDED																																					
RECOMMENDED	RECOMMENDED																																					
Registrable Vessels	Non-registrable Vessels																																					
✓	NOT REQUIRED																																					
✓ Minimum Level 100 MUST BE WORN	✓ Minimum Level 50S MUST BE WORN																																					
✓ Minimum Level 100 MUST BE CARRIED	✓ Minimum Level 50S MUST BE CARRIED																																					
✓ Minimum Level 100 MUST BE WORN	✓ Minimum Level 50S MUST BE WORN																																					
✓ Minimum Level 50S MUST BE WORN	—																																					
✓	✓																																					
✓	✓																																					
✓	✓																																					
<p>Lifejacket Wearing As indicated in the table opposite.</p> <p>Children older than one and younger than 12</p> <p>Personal Water Craft</p>																																						
<p>Distress Beacon (in-date) A GPS enabled 406 MHz EPIRB</p> <p>OR if worn by at least one person, a GPS enabled PLB. Distress beacons must be in-date and registered with AMSA.</p>																																						
<p>Red and Orange Flares (in-date) At least two hand held red flares and two hand held orange flares must be carried.</p> <p>OR Electronic Visual Distress Signals An electronic signalling device may be carried in lieu of flares IF a GPS enabled EPIRB or PLB (must be worn) is also carried.</p>																																						
<p>Marine Radio A HF or VHF marine radio on any Registrable Vessel when operating more than 4 nautical miles from shore in unprotected waters.</p>																																						
<p>Recommended Additional Safety Equipment It is recommended an anchor and line, a fire extinguisher and a means of removing water be carried.</p>																																						

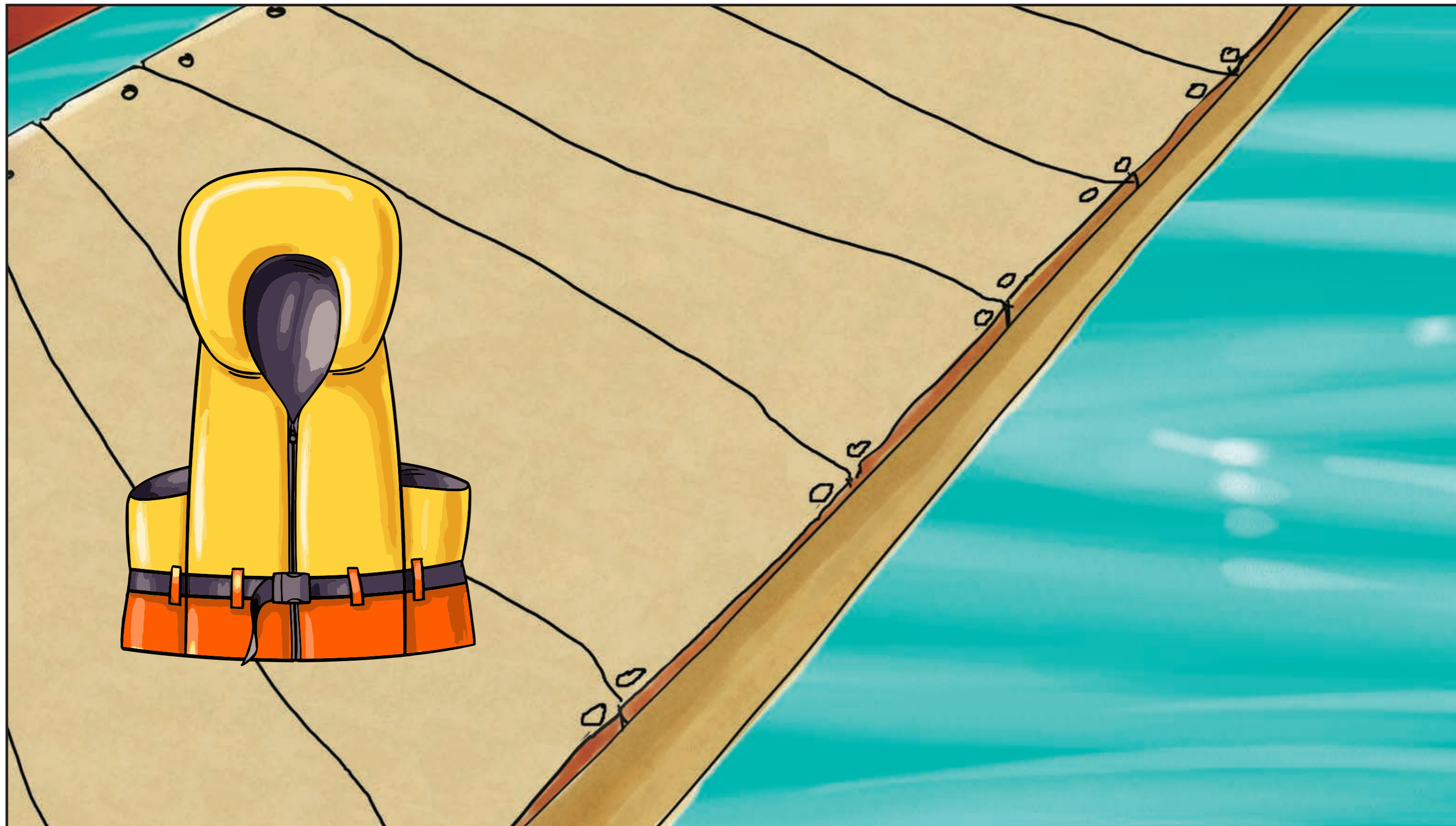
Safety saves lives

You must carry this safety equipment when boating more than 400m from shore in unprotected waters.



Safety saves lives

You must carry at least this amount of safety equipment, in protected waters or within 400m of the shore.



Safety Equipment

Your lifejacket must always have an Australian Standard.



Safety saves lives

Make sure the lifejacket fits you.



Safety saves lives

Make sure that the lifejacket is suitable for your activities.



Level 100

Level 50

Level 50s

Safety saves lives

A orange hand flare can only attract attention during the day.



Safety saves lives

A red hand flare can attract attention during the day and at night.



Safety saves lives

A Emergency Visual Distress Signal (EVDS) can attract attention at night.



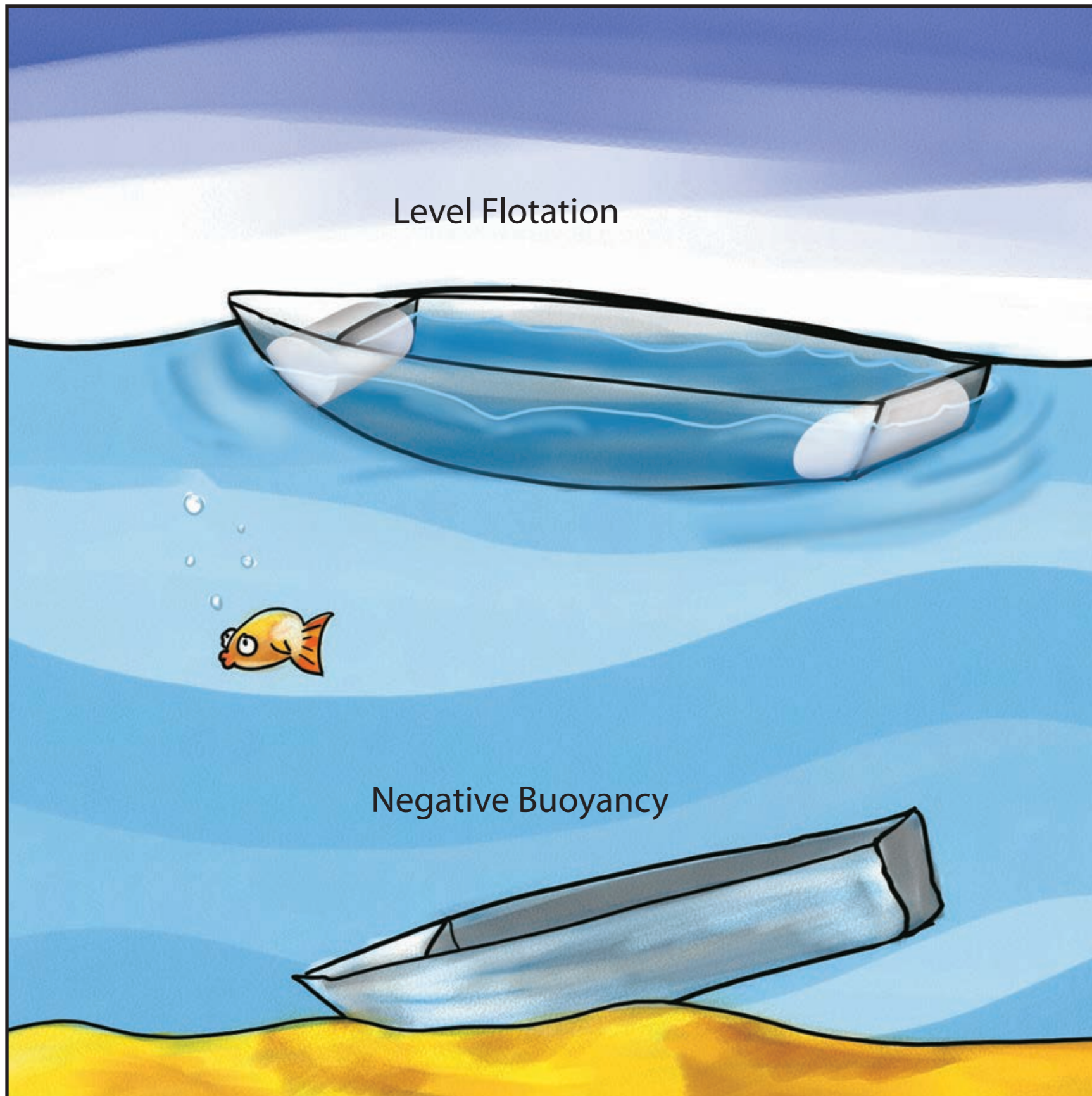
Keep your boat afloat

Never overload your boat.



Keep your boat afloat

Does your boat have enough buoyancy?



AUSTRALIAN BUILDERS PLATE

West Coast Boats

AU – WCB123348CI3

Max outboard	25 kW 90kg
Max persons	6 = 450 kg
Max load	600 kg
Buoyancy	Level Flotation



WARNING

Alteration of the boat's hull or permanent fittings may invalidate the particulars on this plate

Keep your boat afloat
The boat is stable when all the passengers are sitting down.



Keep your boat afloat

The boat is unstable when all the passengers are standing up.



Keep your boat afloat

The boat is unstable when all the passengers sit at one end.



Keep your boat afloat

The boat is unstable when all the passengers sit on one side.



Keep your boat afloat

If the boat gets too unstable it can flip over.



Keep your boat afloat
If the boat has buoyancy it will still float.



Tell Someone

Always let someone know where you are going.



Department of Transport

Gone Boating Marine Safety

I've gone boating...

Here are my trip details for: (date) _____ / _____ / _____

I am departing at: _____ am / pm (please circle)

I am departing from: _____

My destination is: _____

My trip intentions are: _____

Number of people onboard (including me): _____

Fuel carried: _____ litres

I will return no later than: _____ am / pm (please circle)

Always...

Inform a relative or a friend of your boating plans by leaving this card with them.

If you fail to return by the time specified, they should

**CALL 08 9442 8606
IMMEDIATELY**

**PLACE A PICTURE
OF YOUR BOAT HERE
FOR
EASY IDENTIFICATION**

Remember to...

Check the marine weather report and ensure you and your boat are suited to the prevailing conditions.

Ensure you have the required safety equipment for the area you intend to go.

Ensure you have sufficient fuel. Aim to carry 50 per cent more fuel than you expect to use.

Log on and off with your local Volunteer Marine Rescue Group.

Valuable vessel information is on the back
Keep a whiteboard marker handy to enter fresh trip details and use a pencil to change the information on the reverse.



Notice to skippers

Please keep this information up-to-date (use a pencil).
It will greatly assist in the event of a search for you and your vessel.

Skipper's details

Name: _____

Address: _____

Phone: _____ Home: _____ Mobile: _____

Vessel details

Boat name: _____

Type: _____ Make: _____

Hull colour: _____ Deck colour: _____

Length: _____ Registration number: _____

Engine type

Diesel Petrol Other _____

Inboard Outboard Size of Motor _____

Communication and safety equipment onboard

Radio: 27MHz VHF HF

Epirb Carried: YES (Expiry date: / /) NO

Flares Carried: YES (Expiry date: / /) NO

Car details

Registration: _____

Type/Make: _____

Colour: _____

Trailer details

Registration: _____

Type: _____

For more information visit the Department of Transport's website:
www.transport.wa.gov.au/imarine
GBFM-0315



Tell Someone

Always let someone know where you are going.



Tell Someone

The phonetic alphabet is used to spell words when using radios if it is difficult to hear. Each letter has a code word starting with that letter.

	Phonetic Word	Pronounced
A	Alpha	Al-Fah
B	Bravo	Brah-Voh
C	Charlie	Char-Lee
D	Delta	Dell-Tah
E	Echo	Ech-Oh
F	Foxtrot	Foks-Trot
G	Golf	Golf
H	Hotel	Hoh-Tell
I	India	In-Dee-Ah
J	Juliet	Jew-Lee-Ett
K	Kilo	Key-Loh
L	Lima	Lee-Mah
M	Mike	Mike

	Phonetic Word	Pronounced
N	November	No-Vem-Ber
O	Oscar	Oss-Cah
P	Papa	Pah-Pah
Q	Quebec	Keh-Beck
R	Romeo	Row-Me-Oh
S	Sierra	See-Air-Rah
T	Tango	Tang-Go
U	Uniform	You-Nee-Form
V	Victor	Vick-Tah
W	Whisky	Wiss-Key
X	X-Ray	Ecks-Ray
Y	Yankee	Yang-Key
Z	Zulu	Zoo-Loo

In an accident

The Heat Escape Lessening Position limits body temperature loss.




In an accident

The Huddle limits body temperature loss for groups.







Contact

Department of Transport - Maritime: 13 11 56

Email: juniorcrew@transport.wa.gov.au

Website: www.transport.wa.gov.au/imate/juniorcrew
www.transport.wa.gov.au/imate

The information contained in this publication is provided in good faith and believed to be accurate at time of publication. The State shall in no way be liable for any loss sustained or incurred by anyone relying on the information. Published: October 2022. 05-10-03-SE-0523