




Government of Western Australia
Department of Transport

JUNIOR CREW

Primary School Program for Years 3, 4 and 5

Worksheet Pack



Check the weather

There are many ways to get a weather forecast. Some may be more current than others.

To help Skip find the best weather forecast can you put the following forecasts into two lists, one for the most current forecasts and one for the least current forecasts.

Most Current

1. _____
2. _____
3. _____
4. _____

Least Current

5. _____
6. _____


Newspaper



Marine Radio



Telephone



Television News



Internet



Deckee App

AM/FM Radio



Can you show Skip what to look for in a weather forecast?

Circle the words he should look for.

Blanket

Boat

Wind

Waves

Car

Swell

Seas

Radio

Smog

Flares

Rain

EPIRB

Anchor

Do you know the weather forecast?

T	H	H	H	Q	N	T	F	D	Y	I	D	P	L	W
D	S	I	N	G	F	U	Y	I	L	N	E	S	O	I
M	W	A	G	L	U	L	E	V	R	S	U	L	C	N
S	K	A	C	H	R	O	F	Q	E	H	S	P	A	D
A	T	B	R	E	P	L	R	A	T	O	S	H	L	G
S	T	O	T	N	R	R	S	T	S	R	I	F	W	S
N	I	S	R	Q	I	O	E	H	A	E	L	X	A	B
P	E	A	X	M	E	N	F	S	E	B	H	F	T	D
W	T	H	G	I	E	H	G	Y	S	Y	V	R	E	I
S	S	V	Z	Y	U	L	Q	S	O	U	K	M	R	F
W	E	A	T	H	E	R	R	E	P	O	R	T	S	S
E	R	U	S	S	E	R	P	W	O	L	E	E	T	U
O	F	F	S	H	O	R	E	V	A	W	Z	S	Y	M
S	W	E	L	L	X	W	T	W	P	N	U	B	K	U
V	T	V	F	M	G	D	D	N	C	G	A	L	Z	P



Find the hidden words listed below.

They describe important things that you should consider before you go boating. Remember, words can run up, down, forwards, backwards and diagonally.

easterly
inshore
storm
forecast
issued

swell
gale
local waters
trough
gusts

low pressure
warnings
height
offshore
wave

high pressure
seas
westerly
wind

Pick 6 of the words and give a meaning for each one.

Can you find the secret word on the same topic?

Clue: What subject is the word sleuth on? SECRET WORD: _____

Join the dots

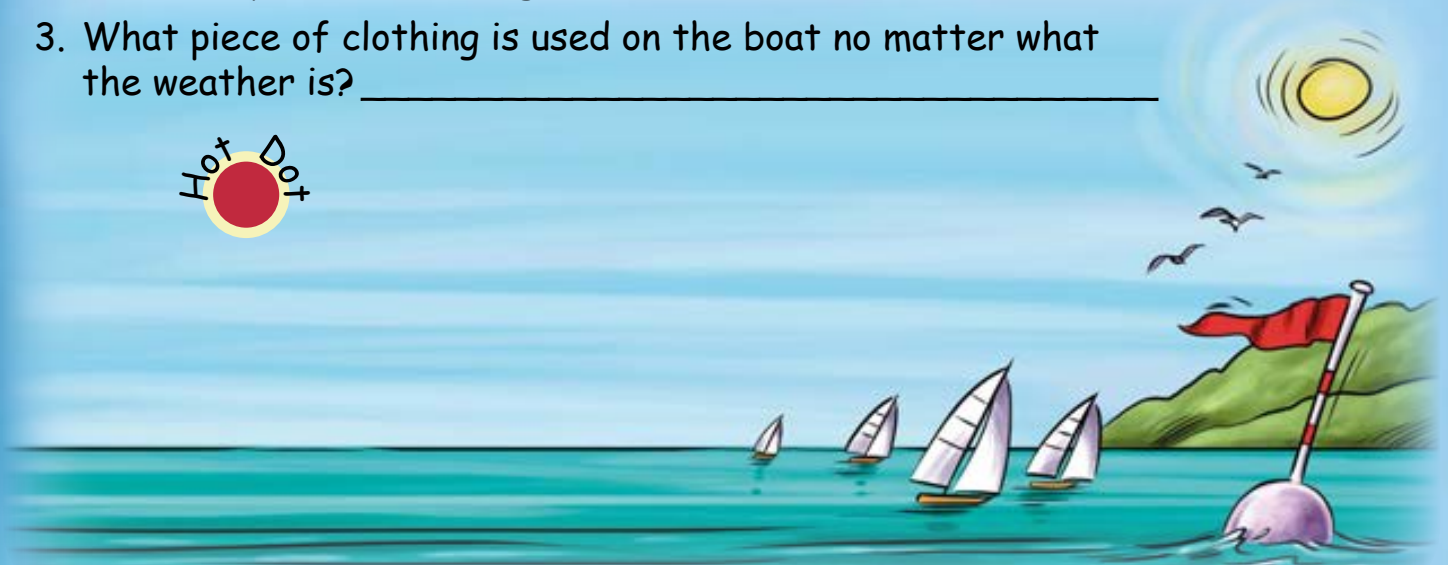
1. Join the dots in numerical order to help skip find how the weather can make waves.
2. Colour the picture in when you have finished.
3. What should skip have checked before he went boating? _____



Clothing Match

It is important that you are properly dressed for a day out on the water.


1. Connect the clothing you would need on a fine sunny day by drawing a line from the piece of clothing to the Hot Dot.
2. Connect the clothing you would need for a cold windy day by drawing a line from the piece of clothing to the Cold Dot.
3. What piece of clothing is used on the boat no matter what the weather is? _____



Skip says " Remember, weather can change, always be prepared for the cold weather on a boat"

Equipment Jumble

Identify boater's safety equipment from the description below. Write the equipment's number in the box next to its description.



Bucket / Bailer



Flares



Distress Beacons



Fire Extinguisher



First Aid Kit



Lifejacket



Marine Radio



Anchor



Waterproof Torch





EVBS

No.	Name	Description
		This is used at night to help rescuers find you.
		This is important in an emergency as it can be used to request help. It is also useful to log on with a volunteer sea search and rescue group before you go boating.
		This should be carried on board all boats in case someone injures themselves. The contents include bandages, seasickness tablets, antiseptic cream and sunscreen.
		Children should wear these at all times when going out on a boat. Make sure that it fits snugly.
		All boats, especially small ones, should carry one of these if they go out at night time.
		These can be used to signal to others that you are in trouble and require assistance. They are dangerous to operate and should only be handled by an adult or the skipper.
		This can also be used to let rescue authorities know that you are in trouble and require assistance. It can be used anywhere and rescuers will know exactly where you are.
		This should be used to stop your boat from drifting away.
		These can be used to put out fires.
		If your boat starts to fill up with water you can use this to bail it out.

Safety Equipment

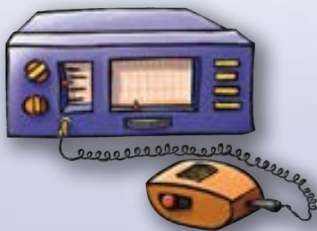
The following items of safety equipment should be carried on board when boating. Some of the items must be carried by law and others are recommended.

See if you can locate the correct name from the list for each piece of the equipment. Write the number of the correct name in the space provided next to its matching picture.

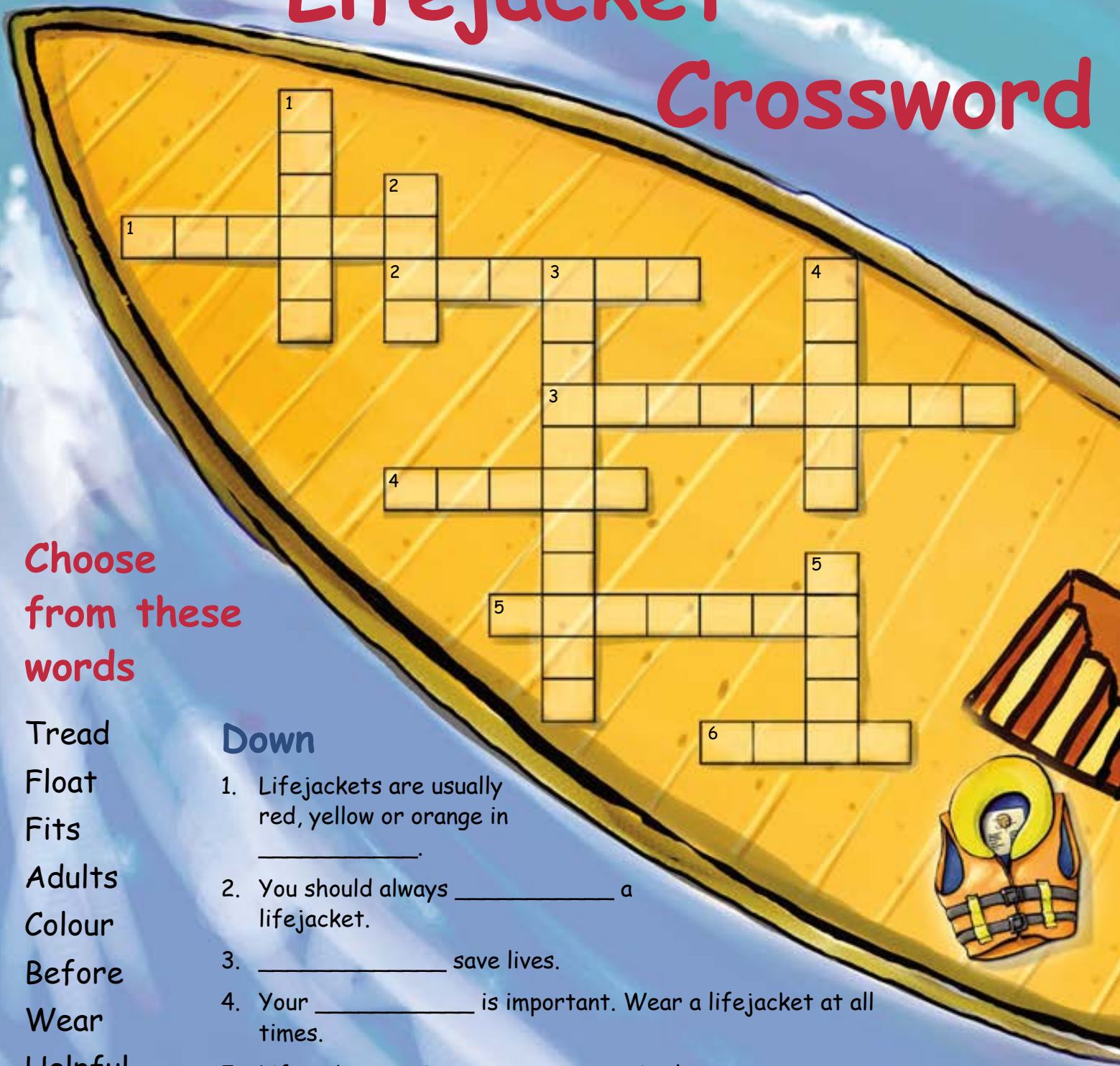


Equipment List

1. Lifejacket
2. Distress Beacon
3. Anchor
4. Emergency Visual Distress Signal
5. Tow Rope
6. Torch
7. Drinking Water
8. Knife
9. Fire Extinguisher
10. Flares
11. Chart and Compass
12. First Aid Kit
13. Bucket/Bailer
14. Marine Radio



Lifejacket Crossword



Choose from these words

- Tread
- Float
- Fits
- Adults
- Colour
- Before
- Wear
- Helpful
- Emergency
- Lifejackets
- Safety

Down

1. Lifejackets are usually red, yellow or orange in _____.
2. You should always _____ a lifejacket.
3. _____ save lives.
4. Your _____ is important. Wear a lifejacket at all times.
5. Lifejackets assist you to _____ in the water.

Across

1. You should put on your lifejacket _____ you get into a boat.
2. Lifejackets should be worn by everyone, including children and _____.
3. A lifejacket will assist you in a boating _____.
4. You can _____ water while wearing a lifejacket.
5. A lifejacket can be very _____ in an emergency.
6. You should always wear a lifejacket that _____ you.

Find the hidden word

To be safe,
always wear lifejackets
when you go boating.



Skip says "Choose from these words"

ALWAYS
WEAR
LIFEJACKET
WHEN
BOATING



Deliver the lifejackets

Diver and Surfer have forgotten their lifejackets. Can you help skip find his way to them?



Colour in Skip and his lifejacket



- Complete the image by drawing a line from dot to dot in the correct order.
- Colour in the image and be sure to use the correct colours for the lifejacket
- Why are these colours used instead of blue and black?

- What else could be added to the lifejacket to help it to be seen?

- Draw this in on Skip's lifejacket.
- Can you identify the type of lifejackets pictured below



Level _____



Level _____



Level _____

Major activity

Name: _____

Topic 2 – Survival Kit

You are off on a boating trip with two friends. You have to pack a survival kit for your trip. There is not much room so it cannot be too big and you are only allowed to bring 10 items.

What will you take?

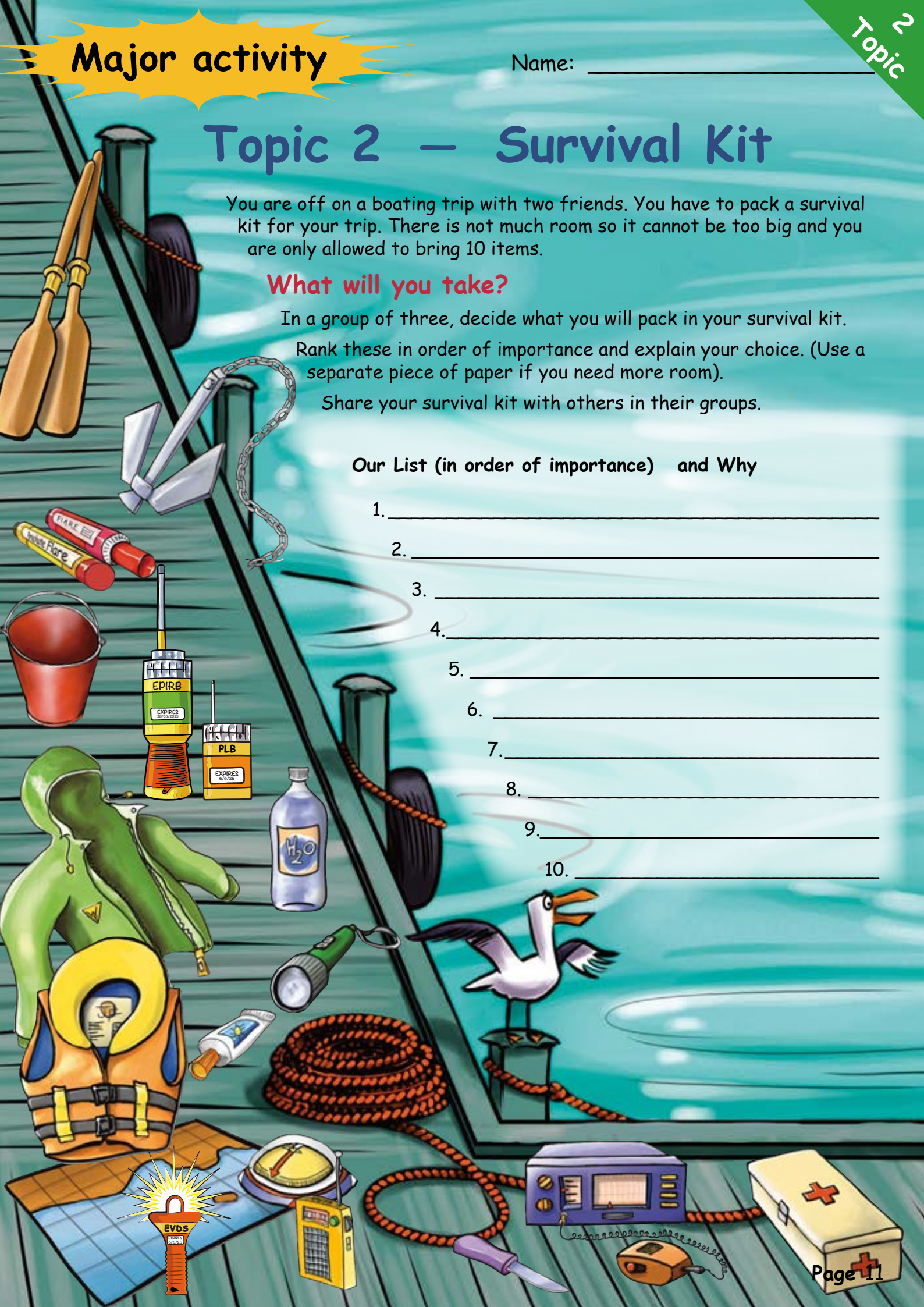
In a group of three, decide what you will pack in your survival kit.

Rank these in order of importance and explain your choice. (Use a separate piece of paper if you need more room).

Share your survival kit with others in their groups.

Our List (in order of importance) and Why

1. _____
2. _____
3. _____
4. _____
5. _____
6. _____
7. _____
8. _____
9. _____
10. _____



Colour the sinking boat



Do you know all the "s" words?

1. Our favourite safety pelican is called S_____.
2. One of Skip's rules is to "Always do what the s_____ says."
3. Be s____, wear a lifejacket at all times on a boat.
4. Buoyancy will help a boat s____ afloat.
5. Too many people or too much weight on a boat will s____ it.
6. The best way to stay low in a boat is for all junior crew members to s____ down and hold a s_____ part of the boat.
7. Everyone sitting on one side of the boat will tip them into the s____.

Why is the boat sinking?


Circle the two numbers above that could be the reason.




Where do we sit?



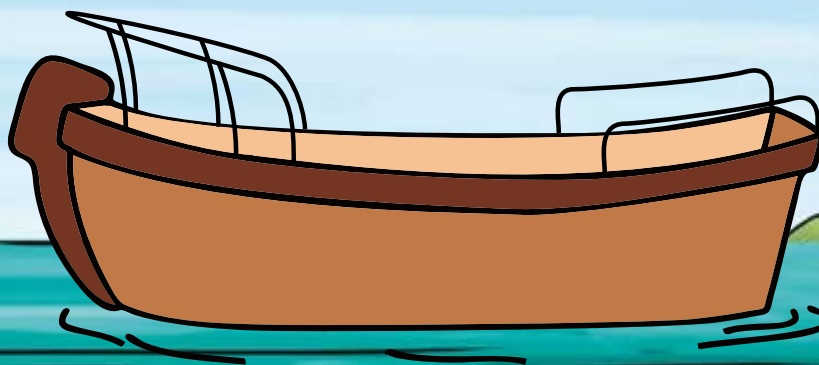
1. Skip, Surfer and Diver are going boating. Can you draw them sitting in a position that would make the boat stable.



2. For the boat to tip like this, where do the 3 friends have to sit? Draw them in.



3. The skipper should ask you to sit down low in the boat and hold on to something strong. Draw the 3 friends following the skipper's rules.



Topic 3 — Float-a-boat

1. Sink or Float

Examine the following pictures and tick the ones that you think will float.



Water Bottle



Life Ring



Anchor



Torch



Oars/Paddles



Fire Extinguisher



Distress Beacon



Metal Bucket

2. Make a boat.

In a group, draw a simple plan of how your boat will look using the following objects. You will need a variety of boat building materials.

Materials needed:

- Cut out the base from a milk carton, soft drink bottle or aluminium can. You could also fold heavy card or aluminium foil into a boat shape.
- A sail could be made with fabric or paper and taped on to a pencil or popstick.
- Plasticine can be used to hold the sail and mast onto the boat and for making passengers.
- You may also need glue, tape and scissors.

Major activity

Float-a-boat

3. Using the materials, design a boat that floats and will carry some weight.
4. Make your boat.
5. Measure the height of the side of your boat. Record the height here _____cm
6. Select your passengers for the boat.

Using a water tank complete the following activities:

7. Experiment with the balls of plasticine. What happens when you drop them in the water?
Can you make a shape out of the plasticine that will float?
8. Experiment with the passengers in your boat.
How many will your boat hold before it sinks?
Use the table below to record the class answers.

Junior crew name	Boat name	Made from	Passengers held	Height of the boat sides

9. How can you make your boat sail in a straight line if you blow on the sails?
-
-
-
-
-
-

Rescue Maze

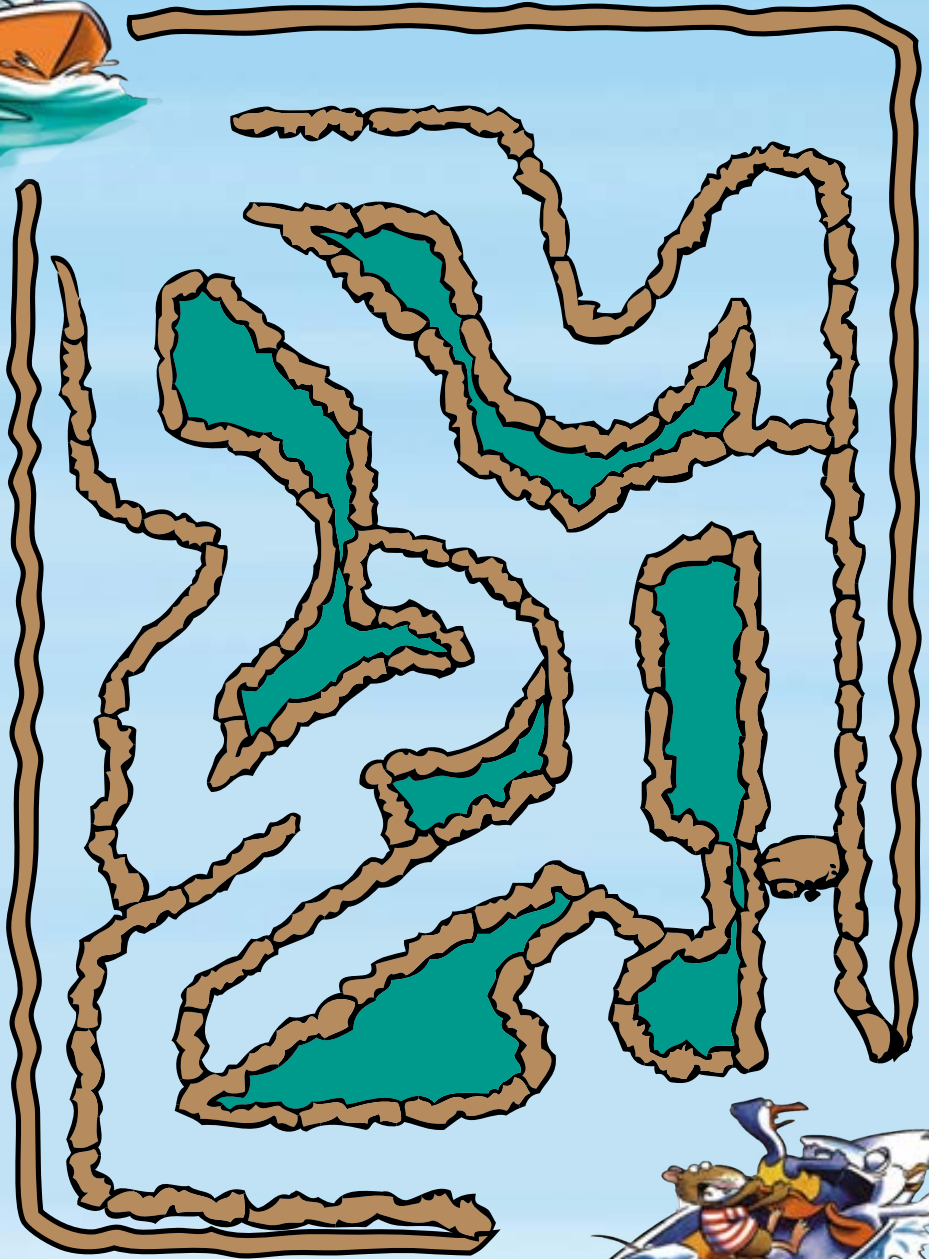


Shriek is lost and has not logged on.

Can you help Skip find his way through the maze and rescue Shriek.


Once you find Shriek, can you make a list of all the information that he should have told the Sea Rescue if he had logged on.

1. _____
2. _____
3. _____
4. _____
5. _____
6. _____



Where's Skip's boat?

Skip asked Diver to put the boat back in the pen when they returned from fishing.



Can you help Diver give directions to Skip to help him find his boat.
The first step has been made for you.

1. Walk down the jetty until you come to the torch, then turn right.

2. _____

3. _____

4. _____

5. _____

6. _____

Where are we going?

Help Shriek to log on information

Match the information needed to log on by connecting the question with the correct answer.

Time we are leaving

Fishing

Time we are returning

6pm

Boat name

Three people onboard

People on board the boat

PV Pilchard

Fuel

12 noon

Information left with

10 litres of fuel

Activities

Marine Rescue

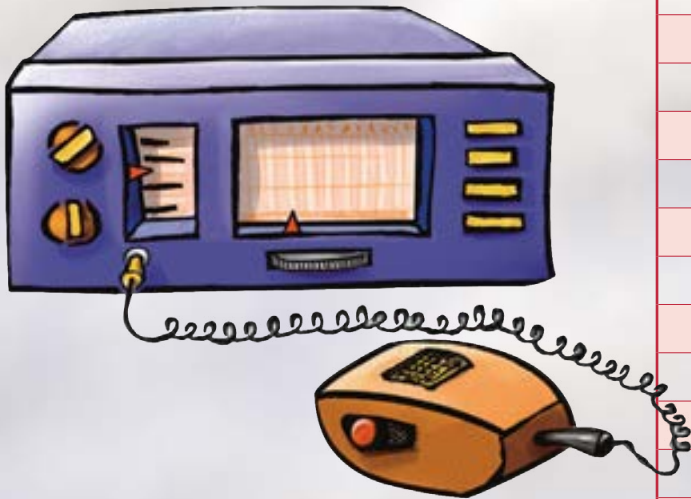


Phonetic Alphabet



The phonetic alphabet is used to spell words when using radios if it is difficult to hear. Each letter has a code word starting with that letter.

Using the phonetic alphabet, decode the examples of log-on information below.



	Phonetic Word	Pronounced
A	ALPHA	AL-FAH
B	BRAVO	BRAH-VOH
C	CHARLIE	CHAR-LEE
D	DELTA	DELL-TAH
E	ECHO	ECH-OH
F	FOXTROT	FOKS-TROT
G	GOLF	GOLF
H	HOTEL	HOH-TELL
I	INDIA	IN-DEE-AH
J	JULIET	JEW-LEE-ETT
K	KILO	KEY-LOH
L	LIMA	LEE-MAH
M	MIKE	MIKE
N	NOVEMBER	NO-VEM-BER
O	OSCAR	OSS-CAH
P	PAPA	PAH-PAH
Q	QUEBEC	KEH-BECK
R	ROMEO	ROW-ME-OH
S	SIERRA	SEE-AIR-RAH
T	TANGO	TANG-GO
U	UNIFORM	YOU-NEE-FORM
V	VICTOR	VICK-TAH
W	WHISKY	WISS-KEY
X	X-RAY	ECKS-RAY
Y	YANKEE	YANG-KEY
Z	ZULU	ZOO-LOO

Mike alpha romeo india november echo romeo alpha delta india oscar _____

Lima oscar golf - oscar november..... _____

Foxtrot uniform echo lima papa echo oscar papa lima echo..... _____

Delta echo sierra tango india november alpha tango india oscar november _____

Tango india mike echo oscar foxtrot alpha romeo romeo india victor alpha lima


..... _____

Lima echo alpha victor echo _____

Spell your name using the phonetic alphabet. _____

Crack the code

Using the International Code Flags below - can you crack the code?



- 1) You should always before going on the water in a boat. _____
- 2) The information should include the number of on board. _____
- 3) We should also include and we are going. _____
- 4) This information is important in case the authorities need to for us. _____
- 5) Trip details needs to be left with a person.

6) Draw the flags for the following words

a) Fuel	<input type="text"/>	<input type="text"/>	<input type="text"/>	<input type="text"/>	
b) Time	<input type="text"/>	<input type="text"/>	<input type="text"/>	<input type="text"/>	
c) Name	<input type="text"/>	<input type="text"/>	<input type="text"/>	<input type="text"/>	
d) Place	<input type="text"/>	<input type="text"/>	<input type="text"/>	<input type="text"/>	<input type="text"/>



Phonetic Dot-to-Dot

The phonetic alphabet is used to spell words when using radios if it is difficult to hear. Each letter has a code word starting with that letter.

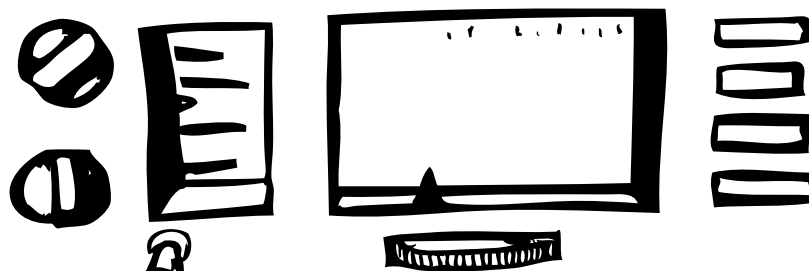
Using the phonetic alphabet, decode the numbers and complete the dot to dot.

	Phonetic Word	Pronounced
A	ALPHA	AL-FAH
B	BRAVO	BRAH-VOH
C	CHARLIE	CHAR-LEE
D	DELTA	DELL-TAH
E	ECHO	ECH-OH
F	FOXTROT	FOKS-TROT
G	GOLF	GOLF
H	HOTEL	HOH-TELL
I	INDIA	IN-DEE-AH
J	JULIET	JEW-LEE-ETT
K	KILO	KEY-LOH
L	LIMA	LEE-MAH
M	MIKE	MIKE

	Phonetic Word	Pronounced
N	NOVEMBER	NO-VEM-BER
O	OSCAR	OSS-CAH
P	PAPA	PAH-PAH
Q	QUEBEC	KEH-BECK
R	ROMEO	ROW-ME-OH
S	SIERRA	SEE-AIR-RAH
T	TANGO	TANG-GO
U	UNIFORM	YOU-NEE-FORM
V	VICTOR	VICK-TAH
W	WHISKY	WISS-KEY
X	X-RAY	ECKS-RAY
Y	YANKEE	YANG-KEY
Z	ZULU	ZOO-LOO

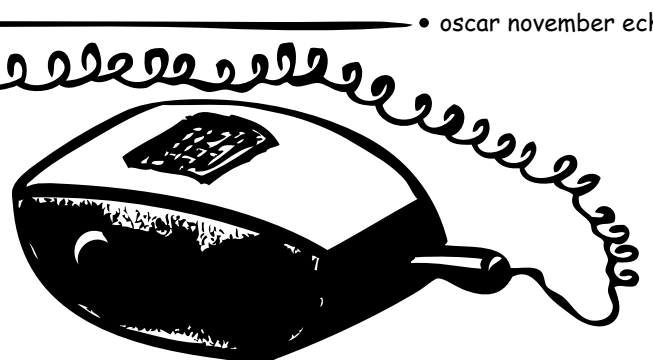
sierra india x-ray • _____ • foxtrot india victor echo

echo india golf hotel tango • • sierra echo victor echo november foxtrot oscar uniform romeo • • tango hotel romeo echo echo
 november india november echo • tango whisky oscar



tango echo november • _____ • oscar november echo

Write the name of the hidden picture using the phonetic alphabet



Topic 4 — Option 1 — Trip Tag

TRIP TAG

Leaving Time: _____ am/pm Date: ____ / ____ / ____

Leaving from: _____

Going to: _____

Weather: _____

Return time: _____ am/pm No later than ____ am/pm

Number of people _____ Vessel details: _____


Car details: _____

Driver's licence: _____

Before leaving home check:

Weather Safety Equipment Fuel Motor

Safe Boating Crossword



Down

1. If there are several people in the water, _____ together to conserve body temperature.
2. Boats can tip over very easily if weight is distributed _____.
3. In an _____ always stay with the boat.
4. The _____ is the amount of people or weight a boat can carry.
5. the swimming and water _____ program teaches the HELP position.
6. When the boat is in the water _____ should be seated.

Choose from these words

- emergency
- unevenly
- balance
- huddle
- everyone
- wear
- overload
- capacity
- foam
- safety
- buoyancy
- stability
- capsize

Across

1. _____ is the ability of the boat to float.
2. People moving around in a boat often affects the _____ of the boat.
3. Never _____ the boat with too many people and too much gear.
4. It is important to stay with your boat in the event of an _____.
5. _____ your lifejacket at all times.
6. Most boats have _____ or air compartments for flotation.





Fill in the Gaps

- Use these words**
- Weather
 - Fits
 - Small
 - Bailer
 - Someone
 - Lifejacket
 - Arms
 - Skipper

Always wear a _____ when boating.



Always tell _____ where you are going and when you will return.



You should always wear a lifejacket that _____ you.





All boats are recommended to carry a _____.



Check the _____ before going boating.



Don't stand up in _____ boats.



Kids in Boats

Copy down and try to remember the kids in boats rules.

1. Be safe, wear a lifejacket
2. Keep your arms and legs inside the boat
3. Always do what the skipper says.

1. _____
2. _____
3. _____

Find Skip and his friends and the weather for his trip.

Choose from these words

- DIVER
- ROBBA
- SHRIEK
- SKIP
- STORM
- STUMPY
- SURFER
- SWELL
- WAVES
- WEATHER
- WIND

D	R	T	S	T	O	L	X	R	R
N	L	L	L	E	W	S	I	E	O
W	H	M	R	L	J	O	U	F	B
T	S	A	C	E	R	O	F	R	B
M	J	C	L	S	H	Y	R	U	A
D	L	F	T	S	P	T	I	S	U
G	I	O	E	M	U	W	A	F	R
H	R	V	U	S	H	R	I	E	K
M	A	T	E	X	J	U	E	N	W
W	S	Q	H	R	S	K	I	P	D

Secret Word

Can you find the secret word starting with "F"? _____


Why does this word go with weather? _____





True or False

Answer true or false to the following sentences by ticking the appropriate box.



	True	False
You must wear a lifejacket if aged between 1-12 years old, when boating in the ocean.		
It is important to check the weather forecast before going boating.		
Before going boating you should tell someone where you are going and when you will return.		
The weather forecast that you listen to the night before you go boating is the most up-to-date forecast available.		
If the weather is windy and cold and the seas are rough, cancel the trip and wait for a better day.		
If your boat's engine breaks down, it is best to fire off all your flares.		
If your boat capsizes you should stay with the boat until help arrives.		
It is compulsory to carry life jackets for everybody on board, a signaling device, (flares or an EVDS) and a distress beacon (EPIRB or PLB) when going more than 400m into the ocean.		
When you are loading your boat you should fit as much gear in the boat as possible.		

Boating Safety Word Sleuth

M A L W P A B E B O A T S A F E
 Y A N C H O R U U B S C T H E C
 B A R W A Y L K O A R S T H S E
 D W F I R E T L Y Y A I E A L H
 E T H E N R M I U M N F P O I Y
 P F L A R E S A L T F N R E P P
 T E U C S E R E Y I I U C C S O
 H A S T F L O A T D B O E Y L T
 L I F E B U O Y D B A A N L O H
 C A P S I Z E E F I O Y T R P E
 G N I D A O L R E V O E G S S R
 O I N G B D R A O B R A T S L M
 O A T I B A D W E A T H E R A I
 N G X F I R S T A I D K I T P A
 R E H S I U G N I T X E E R I F
 N A V I G A T I O N L I G H T S

Find the hidden words listed below.

They describe things that you should consider before you go boating. Remember, words can run up, down, forwards, backwards and diagonally.



What is the hidden message? _____

marine radio
 be boat safe
 anchor
 barway
 hypothermia
 navigation lights
 buoyancy

mast
 first aid kit
 bad weather
 slip slop slap
 fire extinguisher
 may day
 overloading

lifebuoy
 stability
 pollution
 epirb
 capsized
 fuel
 starboard

flares
 float
 rescue
 buoy
 fire
 depth
 oars

Going Boating Safely Quiz

Answer the following questions by ticking the correct box.

- Before heading out for a day boating, you should:**
 - a) Tell someone where you are going and when you will return.
 - b) Make sure the boat is polished and looks good.
 - c) Check that all the fishing gear is packed on board.
- It is most important that the skipper instructs passengers about:**
 - a) How to bait their hook.
 - b) The safety equipment on board.
 - c) How to tie the correct knots.
- Always check the weather before boating.
The most up-to-date forecast is:**
 - a) The internet, telephone or radio.
 - b) Television news from the night before.
 - c) The local newspaper.
- If the weather is windy, rough and cold you should:**
 - a) Wear more clothes and take a raincoat.
 - b) Go somewhere else and hope the weather is better there.
 - c) Cancel the trip and wait for a better day.
- When you are loading the boat it is most important to:**
 - a) Fit as much fishing gear, nets and craypots as possible on board.
 - b) Fit as many of your mates as you can on board.
 - c) Limit the amount of gear you carry.
- If your boat capsizes you should:**
 - a) Stay with the boat until help arrives.
 - b) Leave the boat and swim to the nearest shore.
 - c) Take off your lifejacket so you can move more easily.
- If your boat suffers engine failure what do you do?**
 - a) Drop your anchor and assess the situation.
 - b) Fire off all your flares and hope someone sees them.
 - c) Try to swim to shore, while wearing your lifejacket.



Contact

Department of Transport - Maritime: 13 11 56

Email: juniorcrew@transport.wa.gov.au

Website: www.transport.wa.gov.au/imate/juniorcrew
www.transport.wa.gov.au/imate

The information contained in this publication is provided in good faith and believed to be accurate at time of publication. The State shall in no way be liable for any loss sustained or incurred by anyone relying on the information.
Published: October 2022. 05-10-11-SE-0523