



Safety Guidelines Rules at a Glance

Marine Safety



Recreational Skipper's Ticket

The person in charge of a recreational vessel with a motor of **6hp (4.5 kilowatts) or less** is not required to hold a Recreational Skippers Ticket (RST).

A person in charge of a recreational vessel with a motor **greater than 6hp (4.5 kilowatts)** is required to hold a RST.

You are required to carry your RST card when boating.

Age restrictions

A person under 10 years may not drive a motor boat.

RST holders over 14 but under 16 years of age are restricted to operating during daylight hours at a speed less than 8 knots.

How to get an RST

If you would like to get a RST you will need to pass an assessment delivered by an RST provider. The RST provider may also conduct training, but this is not compulsory. You can choose to study on your own, using the RST Workbook, and take the assessment only.

Once you pass, the RST provider will issue you an RST Interim Certificate. Your RST card will be sent to you through the mail, once your details have been received and processed by the Department of Transport (DoT).

RST skills recognition and equivalents

If you hold a qualification from another state or country that is equivalent to the RST, or have a commercial certificate of competency, you may be eligible for exemption from the RST assessment and can receive an RST through skills recognition.

For further information visit our web site - www.transport.wa.gov.au/rst



Vessel Registration

Most boats or yachts must be registered with DoT and an annual registration fee is payable.

Vessels that must be registered

If your boat has a motor, or is fitted for one, it must be registered and is subject to an annual registration fee. Yachts, canoes, surf skis and other craft not fitted for a motor are not required to be registered.

Transfer of ownership

You must advise DoT on the sale (within 7 days) or the acquisition (within 15 days) of any power driven vessel.

Tender vessels

A tender to a larger vessel is exempt from registration provided it meets the following requirements:

- it is no more than 3.1 metres long and has a motor no bigger than 5hp (3.73kW);
- is used only as a lifeboat and for ship to shore transport, and for no other purpose;
- must carry the correct safety equipment for the area of operation (see back page for safety equipment list).

Placement of registration numbers

Contrasting block numbers must be displayed as follows:

Power boats: midships on the side or superstructure of a vessel where they are clearly visible and not under the flare of the bow - size: 150mm high.

Yachts: on the side of the hull immediately forward of the transom - size: 50mm high.

Tenders: must have the parent vessel's number displayed on each side of the boat, forward of the transom.

Personal water craft (PWC): both sides of the vessel where they can be clearly seen - size: 100mm high.

Placement of registration sticker

To be displayed on the port (left) side of the vessel, outside and immediately adjacent to the registration number.

Interstate ticket and boat registration

Any skipper operating a recreational vessel, powered by a motor greater than 6hp must hold a WA Recreational Skipper's Ticket (RST) or interstate or overseas equivalent.

If you hold a valid/current interstate ticket, recognised by DoT and you enter, as a visitor or with the intention of permanently residing in the State, you have three months to have the qualification recognised.

If your boat is registered in another State, you have three months after bringing it into WA to register it in this State (recreational boats brought in from NT have only 30 days).

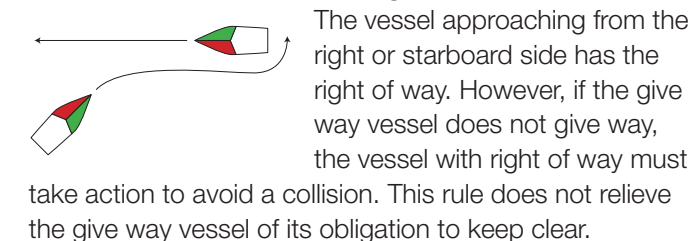
Collision regulations

- You must keep a good lookout and be ready to give way to other vessels if necessary.
- If you must give way, do so early and make a move which will be obvious to the other vessel.
- Always keep to the right hand side of channels.
- The golden rule: "look to the right, give way to the right, turn to the right and stay to the right".

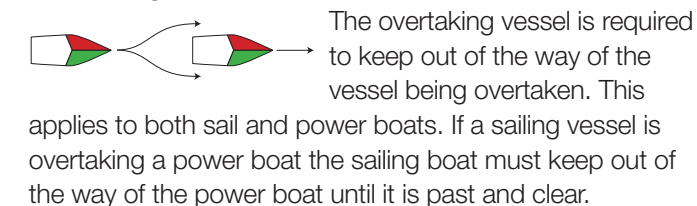
Vessels approaching head on



Power driven vessels crossing

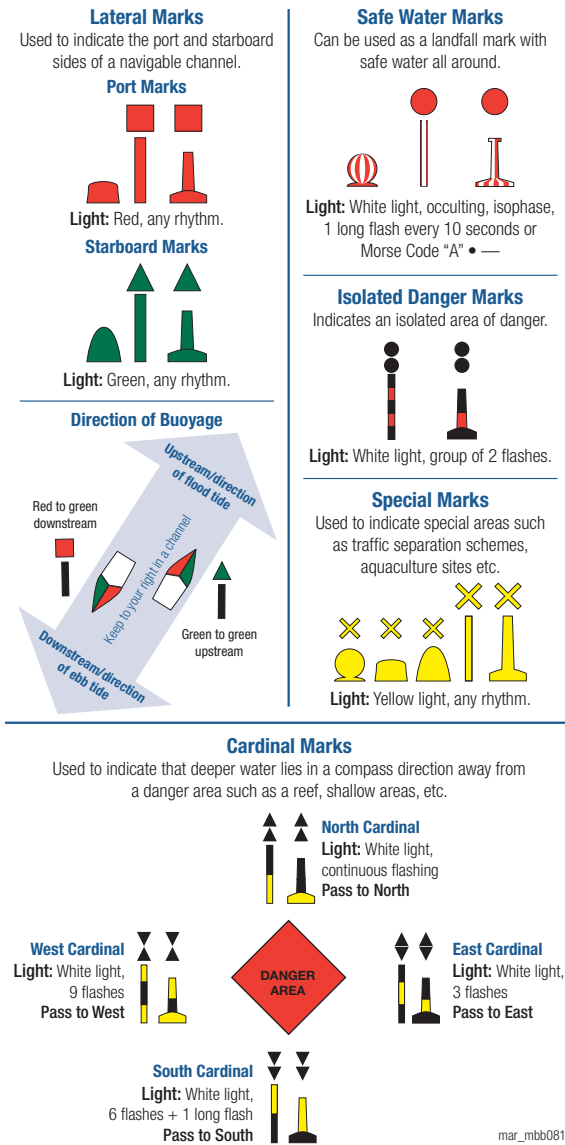


Overtaking



Navigation aids

Navigation marks are the equivalent of road signs on highways. It is important to be aware of what is meant by the various marks. Take time to study a chart or the buoyage (the system of buoys) to familiarise yourself with their meaning.



Safety Equipment

	Protected Waters lakes, rivers, inlets and estuaries except Lake Argyle	0-2 Nautical Miles from the mainland shore	2-5 Nautical Miles from the mainland shore	Over 5 Nautical Miles from the mainland shore
Recreational Skipper's Ticket The skipper of a recreational vessel, powered by a motor greater than 6hp (4.5kw) must hold an RST.	✓	✓	✓	✓
Bilge Pump/Bailer All vessels must carry a bilge pump. Vessels under 7 metres may carry a bailer in lieu of a bilge pump.	✓	✓	✓	✓
Fire Extinguisher Vessels with an inboard engine or carrying hydrocarbon heating or cooling appliances must carry an approved fire extinguisher.	✓	✓	✓	✓
Anchor and Line An efficient anchor and line must be carried.	—	✓	✓	✓
Lifejacket A lifejacket bearing the label Level 100 (or higher) with the Australian Standard AS 1512, AS 4758 or ISO 12402 must be carried for every person onboard.	—	✓	✓	✓
Red and Orange Flares (in date) At least two hand held red flares and two hand held orange flares must be carried. Two parachute flares may be carried in lieu of the two hand held red flares and a smoke canister may be carried in lieu of the smoke flares.	—	✓	✓	✓
EPIRB (in date) A 406 MHz EPIRB registered with AMSA bearing the standard AS/NZS 4280.1 must be carried if proceeding more than 2 miles from the mainland shore or more than 400 metres from an island located more than 2 miles from the mainland shore.	—	—	✓	✓
Parachute Flares (in date) A minimum of two parachute flares must be carried if operating more than 5 miles from the mainland shore or more than 1 mile from an island located more than 5 miles from the mainland shore.	—	—	—	✓
Marine Radio A marine radio must be carried if operating more than 5 miles from the mainland shore or more than 1 mile from an island located more than 5 miles from the mainland shore. The radio can be 27 MHz, VHF or HF.	—	—	—	✓

RSE-0317

Safety equipment

Vessels are required to carry certain items of safety equipment. The quantity and type of equipment varies depending on how far offshore you travel, and it is important to understand that these are minimum requirements.

Keep it maintained

All safety equipment must be maintained in very good condition and be accessible at all times.

To maximise your chances of survival on the water, you and your passengers need to know:

- where it is stowed;
- how to use it; and
- when to use it.

Aids to navigation

- It is illegal to interfere with, remove or damage any beacon, buoy or other artificial aid to navigation.
- Without permission in writing from DoT, it is illegal to secure any vessel to any beacon, buoy, seamark or other aid to navigation.

Obstruction of navigation aids, channels and leads

Obstruction of navigation aids, channels and leads

Drop nets, fishing nets, marker buoys or other buoyed objects cannot be placed or allowed to remain in any channel or fairway in any port or harbour, or in any channel, fairway or passage in any navigable waters without the permission of DoT.

Also, you can't anchor or moor a vessel in any channel or fairway, unless the vessel is in distress.

Vessels less than 3.75 metres

Vessels less than 3.75 metres in length can't be taken greater than five nautical miles from the mainland shore.

However, you can operate the vessel within one nautical mile of an island located more than five nautical miles from the mainland shore.

General speed limit restrictions

It is illegal, in any navigable waters to drive a motor boat at a speed exceeding eight knots, water ski or para-sail:

- through an arch of a bridge;
- in or through a mooring area;
- within 15 metres of a vessel underway;
- within 50 metres of -
 - a moored vessel;
 - a person in the water;
 - a jetty or wharf;
 - a river bank or low water mark.

Nuisance

You must not travel at such a speed or in a manner that causes a nuisance or damage to fellow water users or other vessels (moored or not) or causes damage or erosion to banks or property.

Contacts

Email: marine.safety@transport.wa.gov.au

Website: www.transport.wa.gov.au/imarine

Marine Safety Hotline: 1300 863 308

For more information go to www.transport.wa.gov.au/rules or scan the QR code



Join us at
facebook.com/MarineSafetyWA

The information contained in this publication is provided in good faith and believed to be accurate at time of publication. The State shall in no way be liable for any loss sustained or incurred by anyone relying on the information.