



Western Australian Ports

Key achievements 2024-25

22

Ports in WA

16 ports currently overseen by
5 port authorities

Port Authorities Act 1999

6 ports currently overseen by
**Department of Transport
and Major Infrastructure**

Shipping and Pilotage Act 1967

12,656 vessel visits to WA port authority ports



Trade volumes

1 billion tonnes+
annual international trade
across all WA ports



859 million tonnes
through WA port authority ports



Exports vs imports

(via port authority ports only)

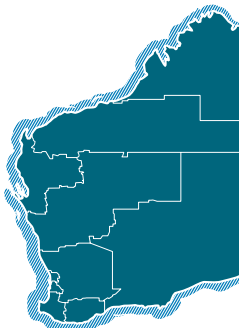
97%

of trade volume is **exported**



3%

of trade volume is **imported**



Mode share between air and sea by value

Total trade in goods by sea:
\$242 billion (85%)

Total trade in goods by air:
\$42 billion (15%)



85%

15%

WA exports

\$

45%

55%

45%

of the nation's exports
of **goods by value**

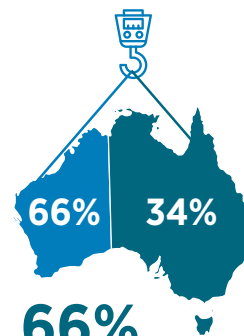


66%

34%

66%

of the nation's exports
of **goods by weight**



Major export values and volumes

Iron ore

\$115B

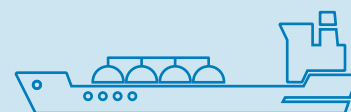
or 892 million tonnes



Petroleum

\$42B

or 51 million tonnes



Other exports

Agri-food

\$13B



Non-monetary gold

\$30B



Alumina

\$9B



Tourism

169,566

cruise ship
passenger visit days

\$368M

economic impact

334

cruise ship
visit days



Value of trade by destination

1. China
\$128B

2. Japan
\$28B

3. USA
\$19B

4. South Korea
\$17B

5. Singapore
\$13B



85%
of WA's **iron ore exports** (by value) go to **China**

38%
of WA's **petroleum exports** (by value) go to **Japan**

Major exports and imports

Port Authority	Exports	Imports
Fremantle	Grains, alumina, petroleum (refined), animal feed, containers	Petroleum (refined), fertilisers, cement clinker, caustic soda, containers, vehicles
Kimberley	Iron ore, cattle	Fuel, fertiliser
Mid West	Iron ore, grain, mineral sands	Mineral sands, fertilisers, bulk liquids, general cargo
Pilbara	Iron ore, LNG, salt	Fuel, general cargo
Southern	Alumina, grain, iron ore	Caustic soda, fertiliser, fuel

Government port authority assets \$7.5B worth of port assets across the State

State funding 2024-25 to 2027-28 asset investment program of \$2.3 billion for:

**Fremantle
Port Authority**
\$390M

**Kimberley
Ports Authority**
\$56M

**Mid West
Ports Authority**
\$347M

**Pilbara
Ports Authority**
\$1,300M

**Southern
Ports Authority**
\$205M

Data references

[2025-26 Budget Statements. Budget Paper No. 2 - Volume 2](#)
Australian Cruise Association 2024-25 Value of Cruise Tourism
Fremantle Ports Annual Report 2025
Kimberley Ports Authority Annual Report 2025
Mid West Ports Authority Annual Report 2025
Pilbara Ports Authority Annual Report 2025
Southern Ports Annual Report 2025
WA Department of Energy and Economic Diversification

