



# Western Australian electric vehicle licensing data

March 2026 Quarter



This publication provides statistics on the number of electric vehicles (EVs) licensed in Western Australia (WA) by the Department of Transport and Major Infrastructure (DTMI) and denotes trends in the uptake of EVs.

For definitions and information on how this data is prepared visit:

[transport.wa.gov.au/projects/electric-vehicles](https://transport.wa.gov.au/projects/electric-vehicles)

## Types of EVs

**BEV:** battery electric vehicle

**PHEV:** plug-in hybrid electric vehicle

**FCEV:** fuel cell electric vehicle

**HEV:** hybrid electric vehicle

## Acknowledgement of Country

The Department of Transport and Major Infrastructure acknowledges the Traditional Custodians of the land throughout Western Australia and pay our respects to Elders both past and present. We acknowledge the members of all Aboriginal communities, their cultures and continuing connection to Country throughout the state.



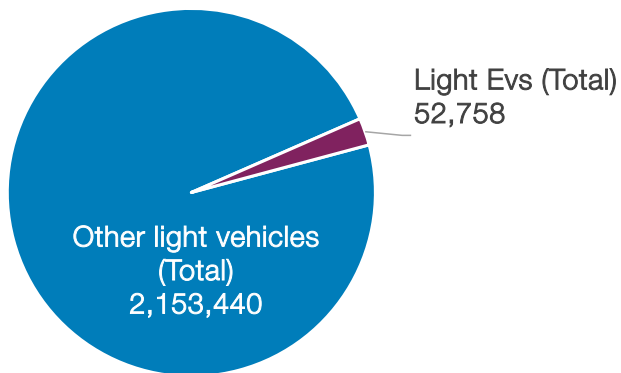
# Key insights

March 2026 quarter  
Western Australian electric vehicle trends



## Quarterly EV growth continues at double-digit pace

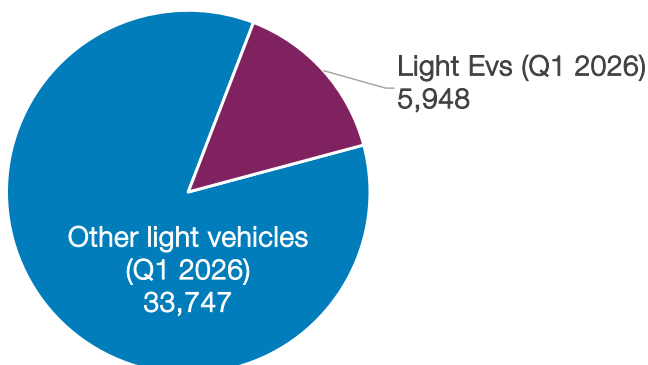
- **Total** light vehicle licences as of 31 March 2026 (Q1 2026):
  - All light vehicles (including EVs): 2,206,198
  - Light EVs only: 52,758 (2.4% of all light vehicle licences)



- **Total** light EV licences quarterly changes
  - 31 December (Q4 2025): 47,025 (+10.7%)
  - 31 March (Q1 2026): 52,758 (+12.2%)

EV growth continued at a double-digit pace in Q1 2026, rising by 12.2%, faster than the 10.7% growth recorded in Q4 2025.

- **New** light vehicle licences for Q1 2026:
  - All light vehicles (including EVs): 39,695
  - Light EVs only: 5,948 (15% of new light vehicle licences)



## Key insights continued



### Growth of PHEV licences continues to outpace BEV licences

- BEVs continue to make up the majority of the EV fleet. As of 31 March 2026, BEVs account for 77.8% of all EVs, with PHEVs making up the remaining 22.2%. BEVs also added more vehicles in absolute terms this quarter.
- PHEV growth outpaced BEV growth this quarter. PHEVs grew by 20.4% (1,991 vehicles), compared with 10.0% (3,742 vehicles) for BEVs. This faster percentage growth reflects PHEVs expanding from a much smaller base, even though BEV sales continue to increase more strongly in absolute numbers.



### EV uptake outlook and recent trends

- Overall, the latest EV licensing statistics are consistent with the established upward trend in EV uptake observed over recent quarters. Growth remains steady and broadly in line with previous periods.
- As the data is based on vehicle licensing rather than point-of-sale information, there can be a lag between when a vehicle is purchased and when it is licensed. If fuel-related factors are influencing EV demand, this would be more likely to become evident in the upcoming quarter.



Figure 1a: Graph - Cumulative electric vehicle data December 2021 to March 2026

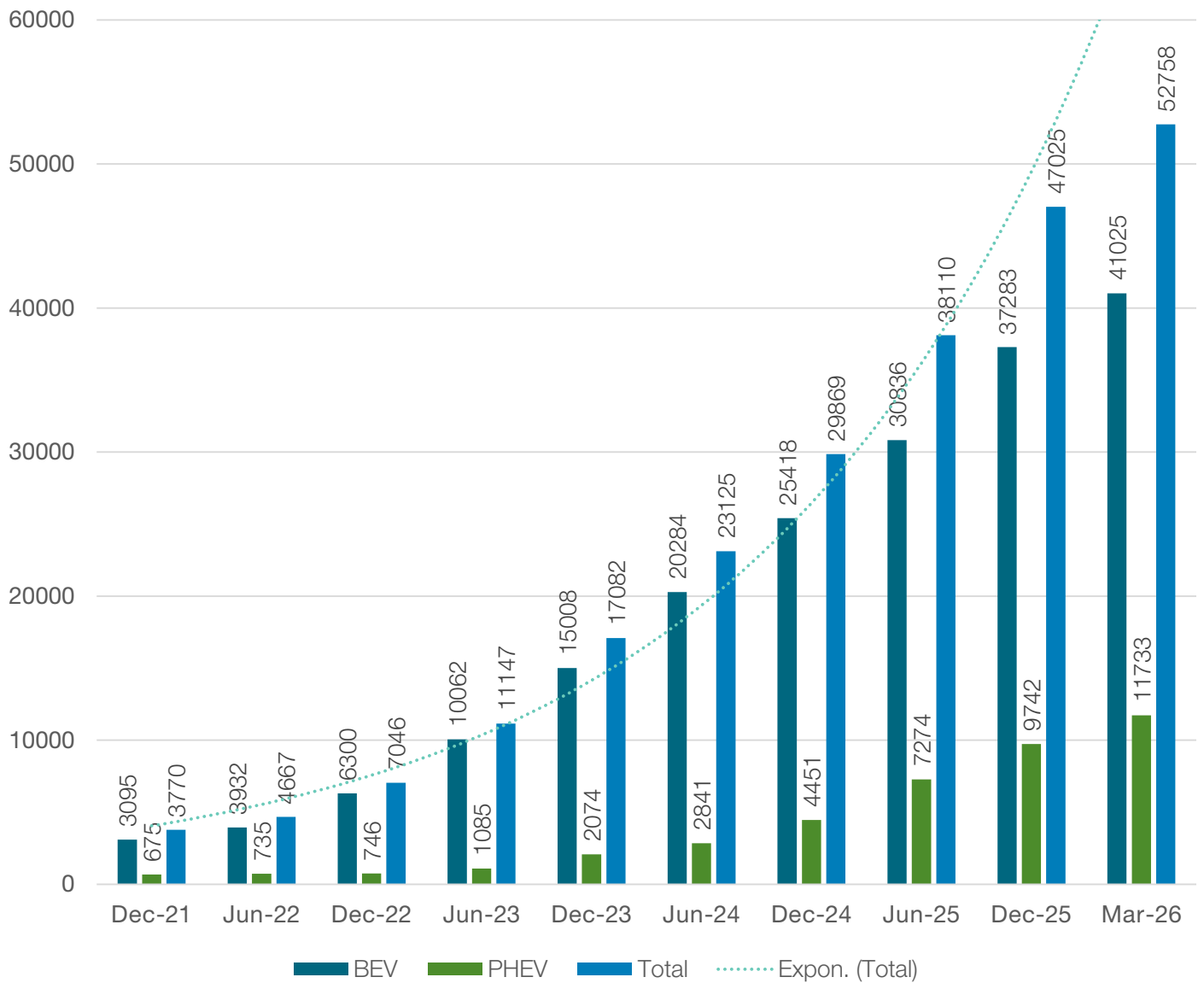


Figure 1b: Table - Cumulative electric vehicle data December 2021 to March 2026

Period	BEV	PHEV	Total
Dec-21	3095	675	3770
Jun-22	3932	735	4667
Dec-22	6300	746	7046
Jun-23	10062	1085	11147
Dec-23	15008	2074	17082
Jun-24	20284	2841	23125
Dec-24	25418	4451	29869
Jun-25	30836	7274	38110
Dec-25	37283	9742	47025
Mar-26	41025	11733	52758

**Figure 2: Top 25 postcode locations for electric vehicles March 2026 quarter**

P/code	Suburb Locality	Total
6164	Atwell / Aubin Grove / Banjup / Beeliar / Cockburn Central / Hammond Park / Jandakot / South Lake / Success / Treeby / Yangebup	1,720
6065	Ashby / Darch / Hocking / Kingsway / Landsdale / Madeley / Pearsall / Sinagra / Tapping / Wangara / Wanneroo	1,604
6155	Canning Vale / Canning Vale South / Willetton	1,551
6112	Armadale / Bedfordale / Brookdale / Doobarda / Forrestdale / Harrisdale / Haynes / Hilbert / Mount Nasura / Mount Richon / Piara Waters / Seville Grove / Wugong	1,491
6018	Churchlands / Doubleview / Gwelup / Innaloo / Karrinyup / Woodlands	1,271
6163	Bibra Lake / Coolbellup / Hamilton Hill / Hilton / Kardinya / North Coogee / North Lake / O'Connor / Samson / Spearwood	1,216
6153	Applecross / Applecross North / Ardross / Brentwood / Canning Bridge Applecross / Mount Pleasant	1,034
6009	Broadway Nedlands / Crawley / Dalkeith / Nedlands	1,000
6017	Herdsman / Osborne Park	998
6210	Coodanup / Dudley Park / Erskine / Falcon / Greenfields / Halls Head / Madora Bay / Mandurah / Mandurah East / Mandurah North / Meadow Springs / San Remo / Silver Sands / Wannanup	949
6027	Beldon / Connolly / Edgewater / Heathridge / Joondalup / Mullaloo / Ocean Reef	921
6107	Beckenham / Cannington / East Cannington / Kenwick / Queens Park / Wattle Grove / Wilson	855
6069	Aveley / Belhus / Brigadoon / Ellenbrook / The Vines / Upper Swan	838
6056	Baskerville / Bellevue / Boya / Greenmount / Helena Valley / Herne Hill / Jane Brook / Koongamia / Middle Swan / Midland / Midvale / Millendon / Red Hill / Stratton / Swan View / Viveash / Woodbridge	821
6014	Floreat / Jolimont / Wembley	817
6055	Brabham / Bushmead / Caversham / Dayton / Guildford / Hazelmere / Henley Brook / South Guildford / West Swan	812
6152	Como / Karawara / Manning / Salter Point / Waterford	787
6010	Claremont / Claremont North / Karrakatta / Mount Claremont / Swanbourne	773
6008	Daglish / Shenton Park / Subiaco / Subiaco East	763
6020	Carine / Marmion / North Beach / Sorrento / Watermans Bay	716
6025	Craigie / Hillarys / Kallaroo / Padbury	677
6021	Balcatta / Stirling	671
6156	Attadale / Melville / Willagee / Willagee Central	656
6110	Gosnells / Huntingdale / Martin / Southern River	655
6171	Baldivis	650



## About this report

The information contained in this publication is provided in good faith and believed to be accurate at time of publication.

The State shall in no way be liable for any loss sustained or incurred by anyone relying on the information.

This publication is available in alternative formats upon request. Contact us to request a copy or submit an enquiry.

Prepared by Department of Transport and Major Infrastructure  
20 April 2026

## Contact

Department of Transport and Major Infrastructure  
140 William Street  
Perth WA 6000  
Telephone: 13 11 56  
Website: [transport.wa.gov.au](https://transport.wa.gov.au)