



# Western Australian electric vehicle licensing data

December 2025 Quarter



This publication provides statistics on the number of electric vehicles (EVs) licensed in Western Australia (WA) by the Department of Transport and Major Infrastructure (DTMI) and denotes trends in the uptake of EVs.

For definitions and information on how this data is prepared visit:  
[transport.wa.gov.au/projects/electric-vehicles](https://transport.wa.gov.au/projects/electric-vehicles)

## Types of EVs

**BEV:** battery electric vehicle

**PHEV:** plug-in hybrid electric vehicle

**FCEV:** fuel cell electric vehicle

**HEV:** hybrid electric vehicle

## Acknowledgment of Country

The Department of Transport and Major Infrastructure acknowledges the Traditional Custodians of the land throughout Western Australia and pay our respects to Elders both past and present. We acknowledge the members of all Aboriginal communities, their cultures and continuing connection to Country throughout the state.



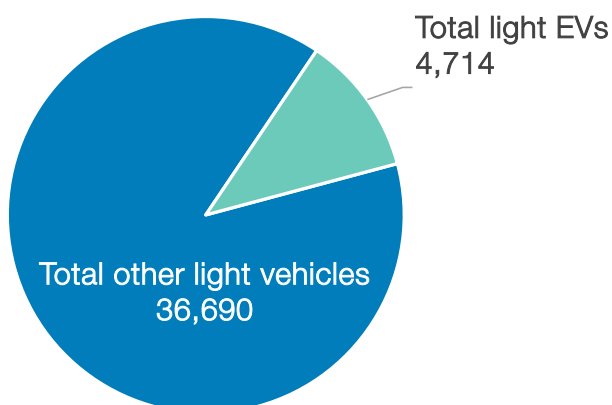
## Key insights

December 2025 quarter  
Western Australian electric vehicle trends

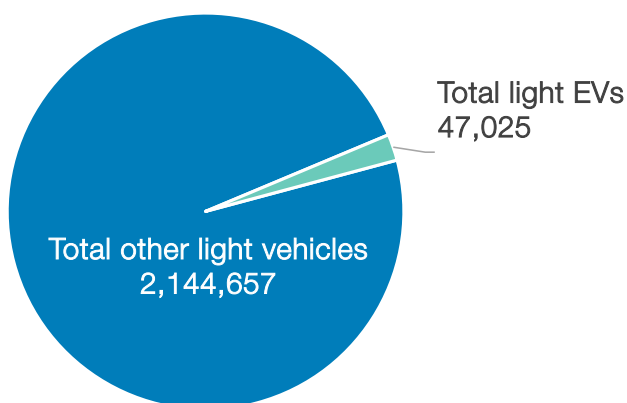


### Quarterly EV growth continues at double-digit pace

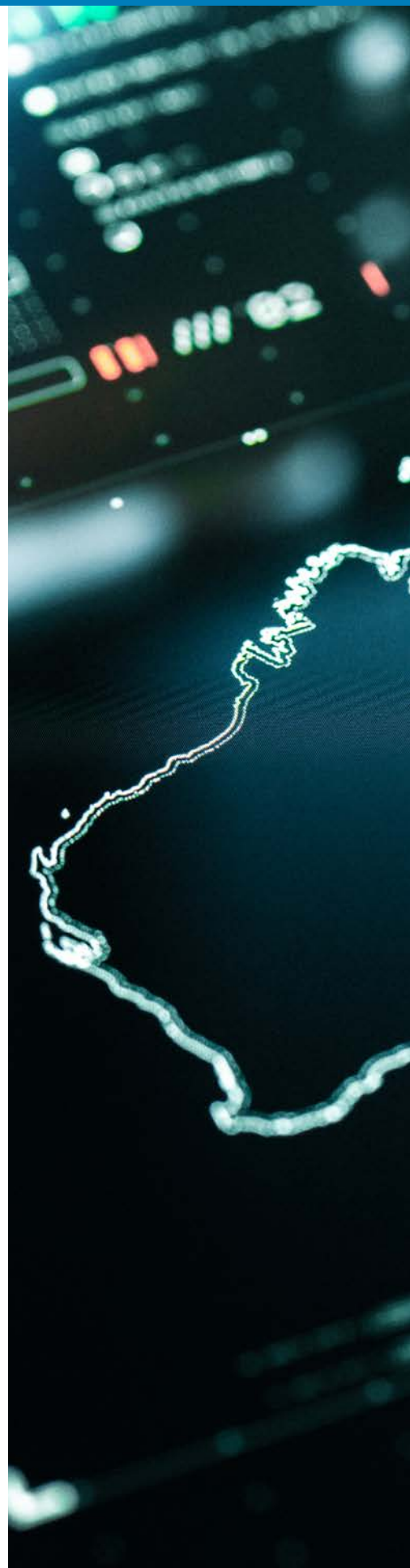
- **New** light vehicle licences in the latest quarter (Q4 2025):
  - All light vehicles (including EVs): 41,404
  - Light EVs only: 4,714 (11.4% of new light vehicle licences)



- **Cumulative** light vehicle licences as of 31 December 2025:
  - All light vehicles (including EVs): 2,191,682
  - Light EVs only: 47,025 (2.2% of all light vehicle licences)



- Cumulative light EV licences as of:
  - 30 September (Q3 2025): 42,472 (+11.5%)
  - 31 December (Q4 2025): 47,025 (+10.7%)
- EV growth continued at a double-digit pace in Q4 2025, rising by 10.7%, though slightly slower than the 11.5% growth recorded in Q3.



## Key insights continued



### Growth of business licences continues to outpace personal licences

- Personal licences continue to make up the majority of total EV licences. As of 31 December 2025, personal licences account for about 78.2% of the total, with the remainder (21.8%) being business licences.

However,

- Business licence growth of 14.5% outpaced personal licence growth of 9.7% this quarter. This may reflect the end of the Zero Emission Vehicle rebate in May 2025 reducing incentives for individuals, while ongoing investment in business charging infrastructure continues to support fleet uptake.



### Postcode data reinforces business EV adoption

- Continuing last quarter's trend, Herdsman/Osborne Park (6017) again recorded the largest increase in licensed EVs this quarter, with a 36.6% surge, primarily driven by its strong business fleet presence.
- Perth (6000) recorded the second-highest quarterly EV growth at 21.5% QoQ, reflecting rising adoption among urban commuters.
- Joondalup and its surrounds (6027) posted strong quarterly EV growth of 18.2%, supported by expanding suburban uptake.
- Regional WA accounted for 9.5% of new EV licences this quarter, broadly in line with overall market trends.



Figure 1a: Graph - Cumulative electric vehicle data December 2021 to September 2025

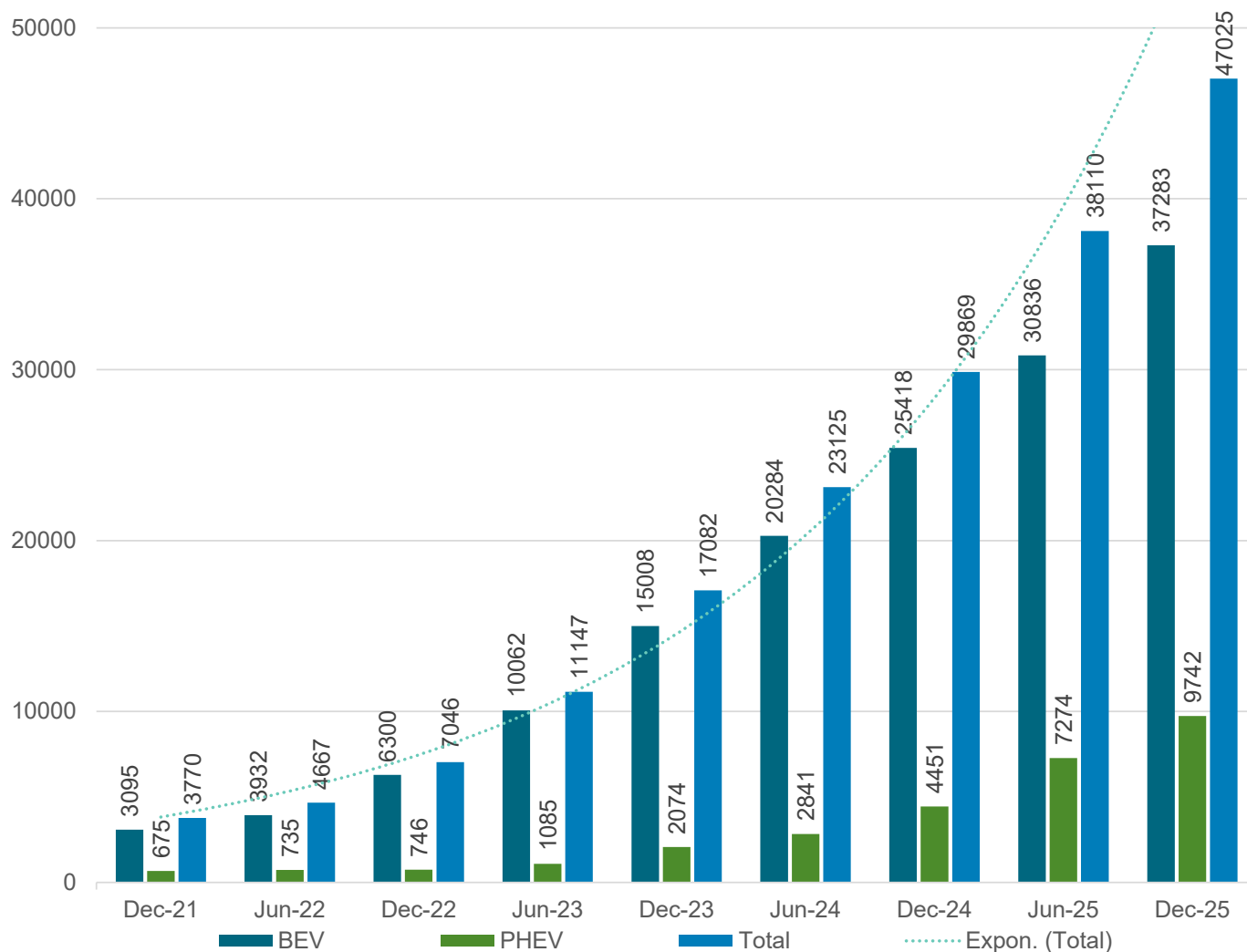


Figure 1b: Table - Cumulative electric vehicle data December 2021 to December 2025

Period	BEV	PHEV	Total
Dec-21	3095	675	3770
Jun-22	3932	735	4667
Dec-22	6300	746	7046
Jun-23	10062	1085	11147
Dec-23	15008	2074	17082
Jun-24	20284	2841	23125
Dec-24	25418	4451	29869
Jun-25	30836	7274	38110
Dec-25	37283	9742	47025



Figure 2: Top 25 postcode locations for electric vehicles December 2025 quarter

P/code	Suburb Locality	Total
6164	Atwell / Aubin Grove / Banjup / Beeliar / Cockburn Central / Hammond Park / Jandakot / South Lake / Success / Treeby / Yangebup	1,538
6065	Ashby / Darch / Hocking / Kingsway / Landsdale / Madeley / Pearsall / Sinagra / Tapping / Wangara / Wanneroo	1,445
6155	Canning Vale / Canning Vale South / Willetton	1,402
6112	Armadale / Bedfordale / Brookdale / Doobarda / Forrestdale / Harrisdale / Haynes / Hilbert / Mount Nasura / Mount Richon / Piara Waters / Seville Grove / Wugong	1,294
6017	Herdsman / Osborne Park	1,253
6018	Churchlands / Doubleview / Gwelup / Innaloo / Karrinyup / Woodlands	1,146
6163	Bibra Lake / Coolbellup / Hamilton Hill / Hilton / Kardinya / North Coogee / North Lake / O'Connor / Samson / Spearwood	1,077
6153	Applecross / Applecross North / Ardross / Brentwood / Canning Bridge Applecross / Mount Pleasant	962
6210	Coodanup / Dudley Park / Erskine / Falcon / Greenfields / Halls Head / Madora Bay / Mandurah / Mandurah East / Mandurah North / Meadow Springs / San Remo / Silver Sands / Wannanup	826
6027	Beldon / Connolly / Edgewater / Heathridge / Joondalup / Mullaloo / Ocean Reef	792
6009	Broadway Nedlands / Crawley / Dalkeith / Nedlands	790
6107	Beckenham / Cannington / East Cannington / Kenwick / Queens Park / Wattle Grove / Wilson	757
6014	Floreat / Jolimont / Wembley	738
6152	Como / Karawara / Manning / Salter Point / Waterford	714
6010	Claremont / Claremont North / Karrakatta / Mount Claremont / Swanbourne	713
6069	Aveley / Belhus / Brigadoon / Ellenbrook / The Vines / Upper Swan	713
6055	Brabham / Bushmead / Caversham / Dayton / Guildford / Hazelmere / Henley Brook / South Guildford / West Swan	699
6008	Daglish / Shenton Park / Subiaco / Subiaco East	687
6000	Perth	656
6020	Carine / Marmion / North Beach / Sorrento / Watermans Bay	650
6025	Craigie / Hillarys / Kallaroo / Padbury	614
6021	Balcatta / Stirling	601
6171	Baldivis	586
6110	Gosnells / Huntingdale / Martin / Southern River	574
6148	Ferndale / Riverton / Rossmoyne / Shelley	574



## About this report

The information contained in this publication is provided in good faith and believed to be accurate at time of publication.

The State shall in no way be liable for any loss sustained or incurred by anyone relying on the information.

This publication is available in alternative formats upon request. Contact us to request a copy or submit an enquiry.

Prepared by Department of Transport and Major Infrastructure  
9 February 2026

## Contact

Department of Transport and Major Infrastructure  
140 William Street  
Perth WA 6000  
Telephone: 13 11 56  
Website: [transport.wa.gov.au](https://transport.wa.gov.au)