



Department of  
Transport

# Vessel Accommodation Types

A guide to pens, berths and moorings at maritime facilities

Effective from July 2019

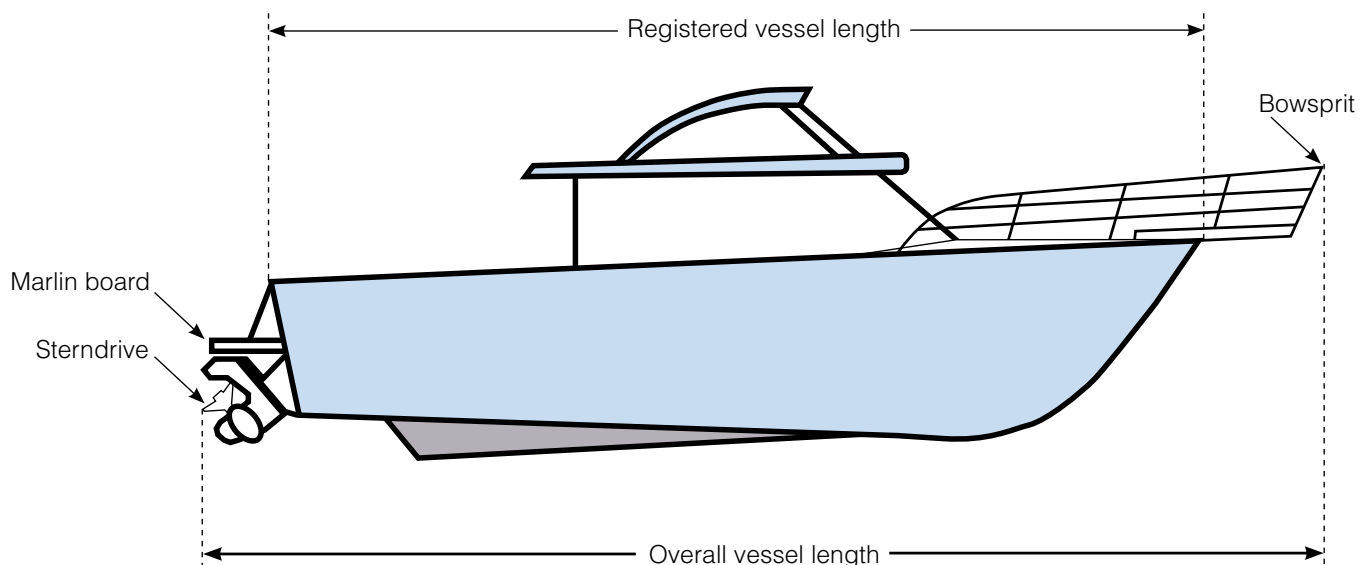


# Contents

Definition of vessel length	2
Floating pen with walkway	3
Floating alongside berth	4
Fixed pen with walkway	5
Fixed pen without walkway	6
Fixed alongside berth	7
Piled moorings	8
Swing or fore/aft moorings	9
25 metre pens with walkway (Tropical cyclone zone) / Dinghy pens	10
Maritime facilities managed by DoT	11

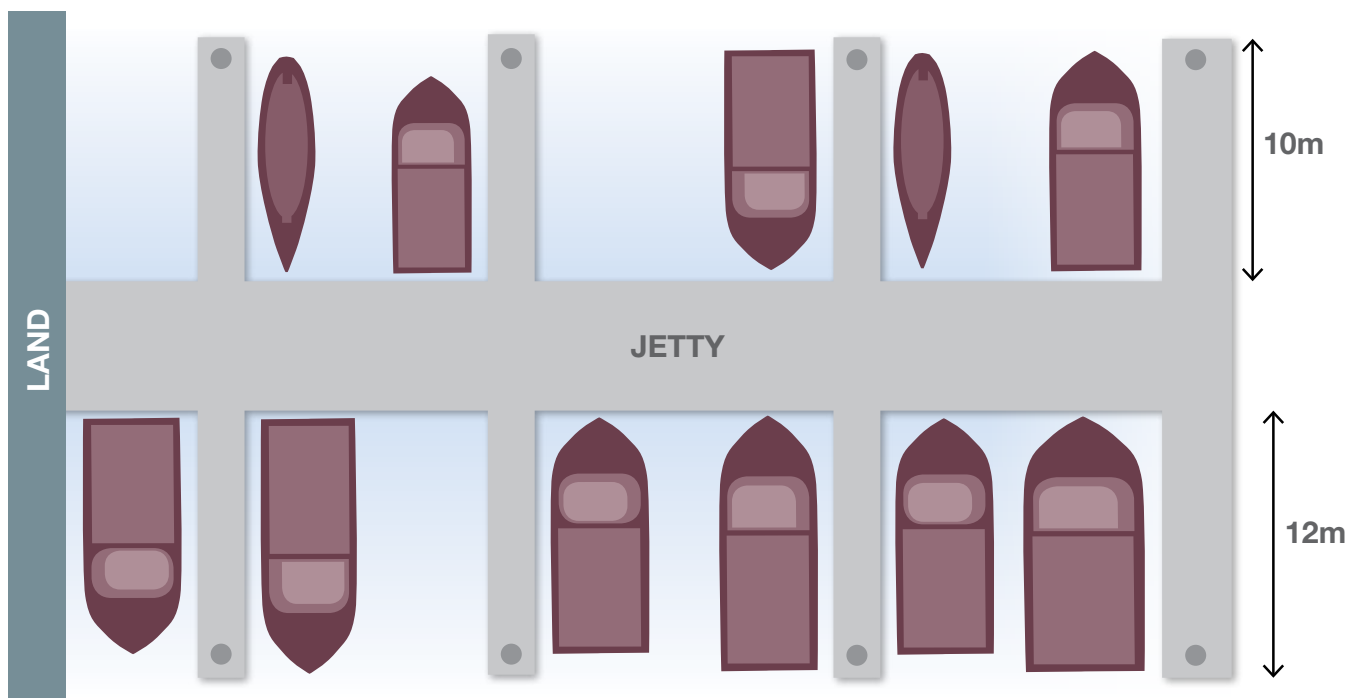
## Definition of vessel length

To ensure safe accommodation of vessels within Department of Transport managed maritime facilities, the vessel length is determined by the overall length of the vessel, rather than the registered vessel length as shown below.



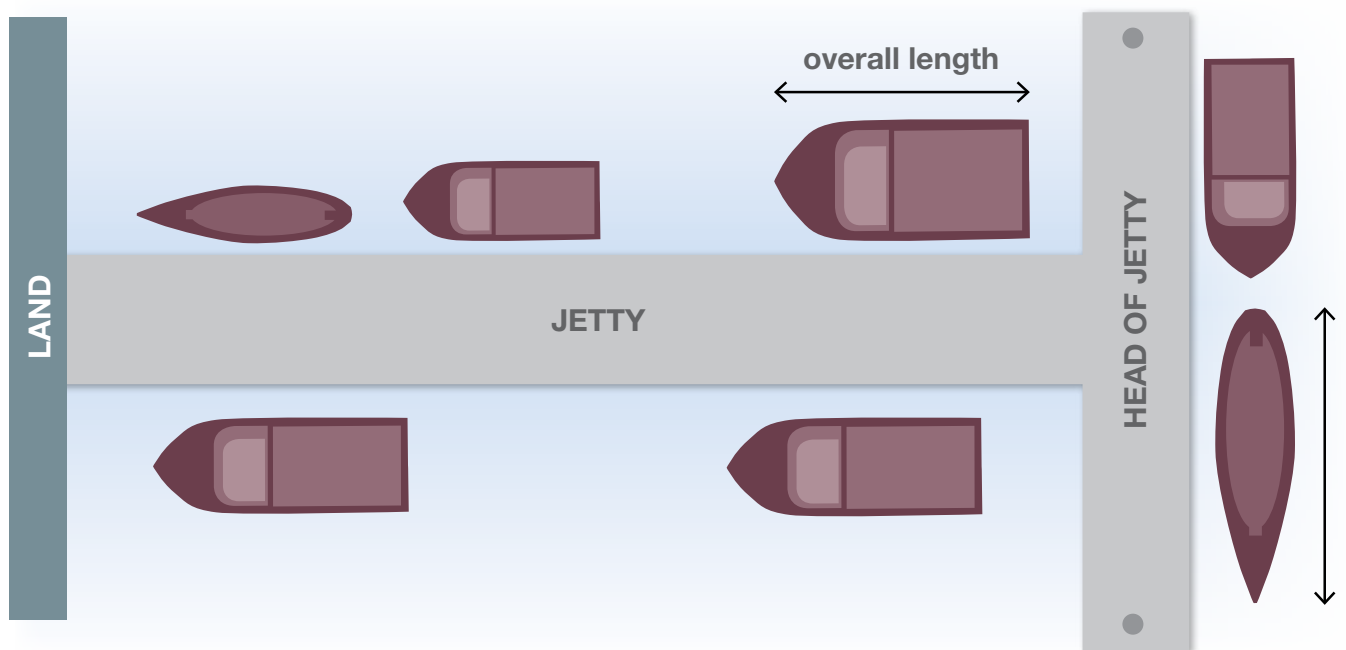
# Floating pen with walkway

<b>Design</b>	<ul style="list-style-type: none"> <li>• This is a purpose built floating structure designed to accommodate one vessel of up to a specific length</li> <li>• The length of each pen is as described in the <b>Schedule of maritime facilities fees and charges</b> available at <a href="http://www.transport.wa.gov.au/marinefeechanges">www.transport.wa.gov.au/marinefeechanges</a></li> <li>• Side access to the vessel in the pen is provided by a finger jetty structure</li> <li>• The length of the side access finger jetty generally extends the full length of the pen</li> </ul>
<b>Occupancy</b>	<p>The overall vessel length must not exceed the described pen length</p>
<b>Charges</b>	<ul style="list-style-type: none"> <li>• Per metre of described pen length</li> <li>• Purpose built catamaran pens are charged at 1.5 times the normal rate</li> </ul>



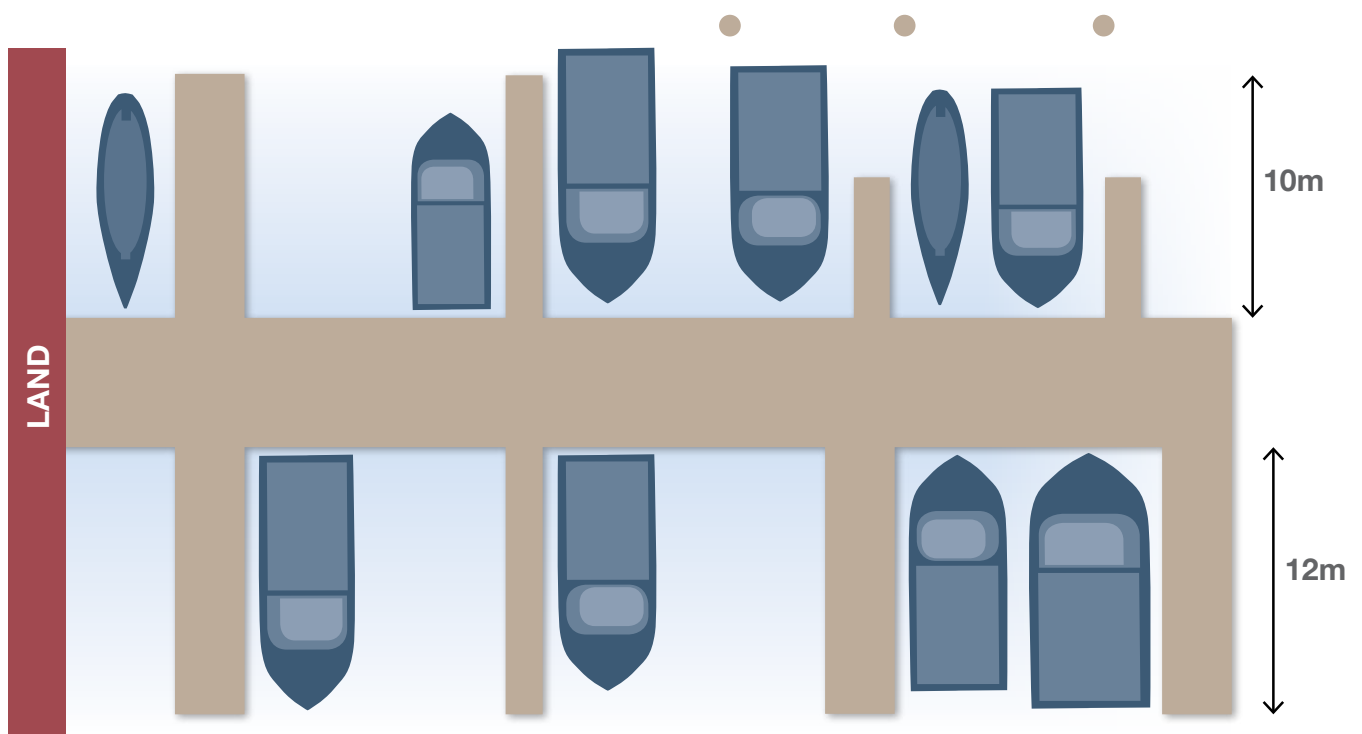
# Floating alongside berth

<b>Design</b>	<ul style="list-style-type: none"><li>• This berth is designed to accommodate vessels of various lengths to moor alongside the floating jetty structure</li><li>• Includes berths at the head of a jetty</li></ul>
<b>Occupancy</b>	Harbour Management will assess the suitability of the applicant's vessel for the alongside berth
<b>Charges</b>	Per metre of overall vessel length (rounded down to the nearest metre)



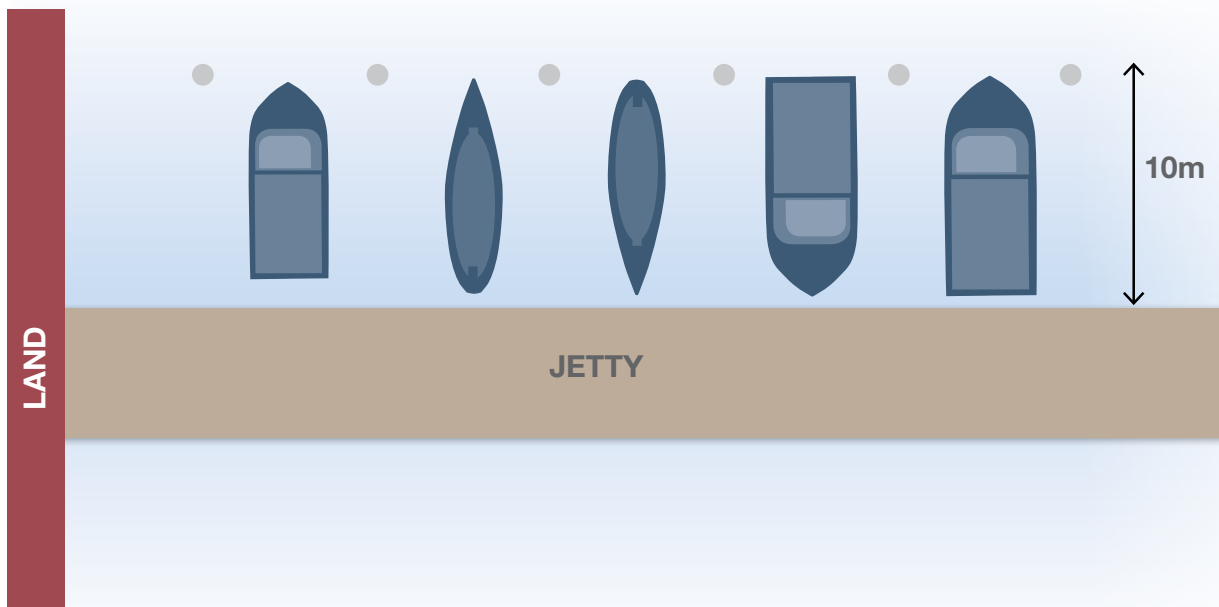
# Fixed pen with walkway

<b>Design</b>	<ul style="list-style-type: none"> <li>• This is a purpose built fixed structure designed to accommodate one vessel of up to a specific length</li> <li>• The length of each pen is as described in the <b>Schedule of maritime facilities fees and charges</b> available at <a href="http://www.transport.wa.gov.au/marinefeechanges">www.transport.wa.gov.au/marinefeechanges</a></li> <li>• Side access to the vessel in the pen is provided by a finger jetty structure</li> <li>• The length and width of the side access finger jetty may vary</li> </ul>
<b>Occupancy</b>	<p>The overall vessel length must not exceed the described pen length</p>
<b>Charges</b>	<ul style="list-style-type: none"> <li>• Per metre of described pen length</li> <li>• Purpose built catamaran pens are charged at 1.5 times the normal rate</li> </ul>



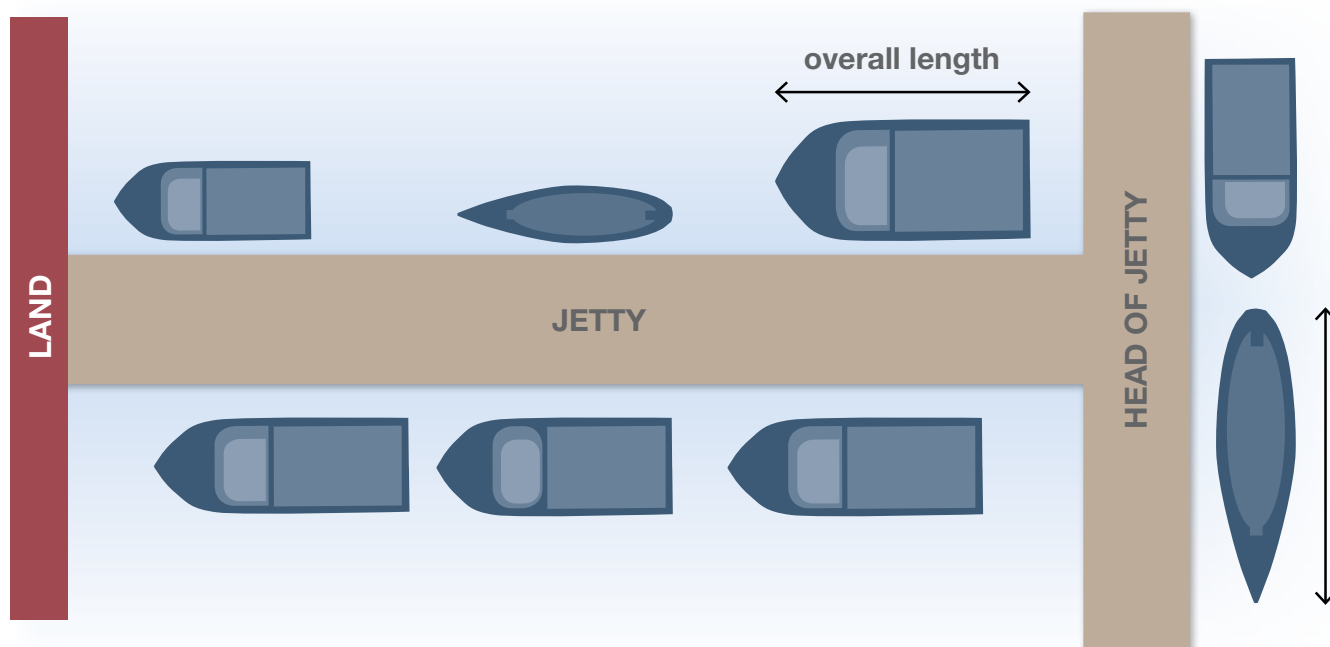
# Fixed pen without walkway

<b>Design</b>	<ul style="list-style-type: none"><li>• This is a purpose built fixed structure designed to accommodate one vessel of up to a specific length</li><li>• The length of each pen is as described in the <b>Schedule of maritime facilities fees and charges</b> available at <a href="http://www.transport.wa.gov.au/marinefeechanges">www.transport.wa.gov.au/marinefeechanges</a></li><li>• Access to the vessel in the pen is over the bow/stern from the jetty structure</li></ul>
<b>Occupancy</b>	The overall vessel length must not exceed the described pen length
<b>Charges</b>	Per metre of described pen length




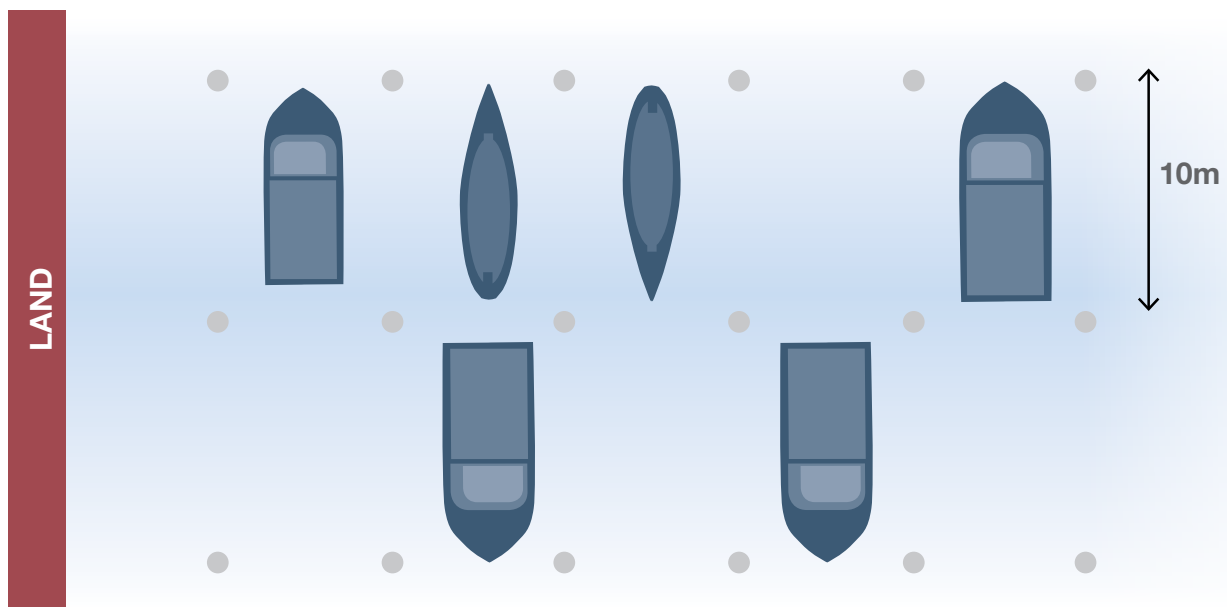
# Fixed alongside berth

<b>Design</b>	<ul style="list-style-type: none"><li>• This berth is designed to accommodate vessels of various lengths to moor alongside the fixed jetty structure</li><li>• Includes berths at the head of a jetty</li></ul>
<b>Occupancy</b>	Harbour Management will assess the suitability of the applicant's vessel for the alongside berth
<b>Charges</b>	Per metre of overall vessel length (rounded down to the nearest metre)



# Piled moorings


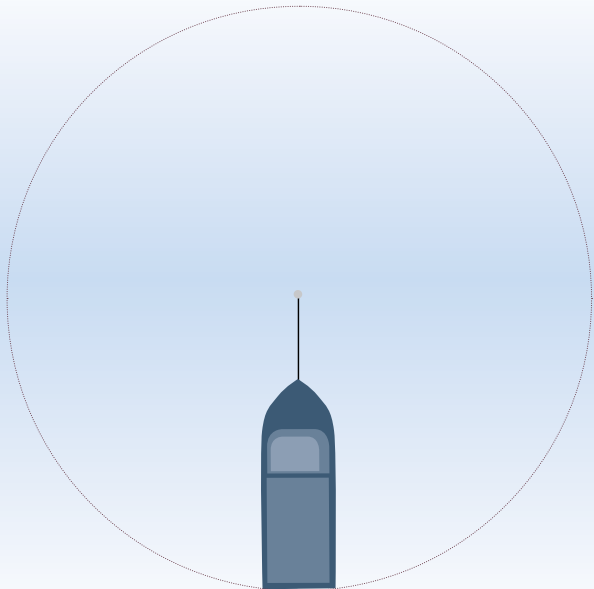
<b>Design</b>	<ul style="list-style-type: none"><li>• This is a purpose built structure designed to accommodate one vessel of up to a specific length</li><li>• The length of each mooring is as described in the <b>Schedule of maritime facilities fees and charges</b> available at <a href="http://www.transport.wa.gov.au/marinefeechanges">www.transport.wa.gov.au/marinefeechanges</a></li><li>• There is no pedestrian access to the vessel in the piled mooring</li></ul>
<b>Occupancy</b>	The overall vessel length must not exceed the described length of the piled mooring
<b>Charges</b>	Per metre of overall vessel length (rounded down to the nearest metre)





# Swing or fore/aft moorings

<b>Design</b>	<ul style="list-style-type: none"><li>• The mooring must be designed to accommodate the nominated vessel</li><li>• There is no pedestrian access to the vessel on the mooring</li></ul>
<b>Installation</b>	<ul style="list-style-type: none"><li>• Installation and maintenance of the mooring is the responsibility of the vessel owner</li><li>• The mooring apparatus must be installed and certified as adequate for its intended purpose by an authorised mooring contractor on behalf of the owner</li><li>• The owner is required to ensure that the mooring apparatus is inspected annually and a copy of the inspection report is provided with payment for renewal</li></ul>
<b>Occupancy</b>	The overall vessel length must not exceed the prescribed maximum mooring rating
<b>Charges</b>	Charges are per metre of overall vessel length (rounded down to the nearest metre)



# 25 metre pens with walkway (Tropical cyclone zone)

<b>Design</b>	<ul style="list-style-type: none"><li>• This is a purpose built cyclone rated, fixed or floating structure designed to accommodate vessels of up to 25 metres in length</li><li>• Side access to the vessel is provided by a finger jetty structure</li></ul>
<b>Occupancy</b>	The overall vessel length must not exceed 25 metres
<b>Charges</b>	Per metre of described pen length



## Dinghy pens

<b>Design</b>	<ul style="list-style-type: none"><li>• This is a purpose built structure designed to accommodate dinghy vessels only</li><li>• Side access to the vessel is provided by a finger jetty structure</li></ul>
<b>Charges</b>	Annual fee applies, per vessel



# Maritime facilities managed by DoT



## Metropolitan maritime facilities

Fremantle Fishing Boat Harbour  
14 Capo D'Orlando Drive  
South Fremantle WA 6162  
Phone: (08) 9431 1020

Hillarys Boat Harbour  
86 Southside Drive  
Hillarys WA 6025  
Phone: (08) 6241 5500

---

## Regional maritime facilities

### Gascoyne region

Exmouth branch  
21 Maidstone Crescent  
Exmouth WA 6707  
Phone: (08) 9947 8200

Carnarvon branch  
Small Boat Harbour Road,  
Carnarvon WA 6701  
Phone: (08) 9941 6803

### Goldfields - Esperance region

35 Brookman Street  
Kalgoorlie WA 6430  
Phone: (08) 9022 5999

### Great Southern region

178 Stirling Terrace  
Albany WA 6330  
Phone: (08) 9892 7312 or (08) 9892 7333

### Mid West region

65 Chapman Road  
Geraldton WA 6530  
Phone: (08) 9956 0111 or (08) 9956 0113

### Pilbara region

3-5 Welcome Road  
PO Box 429  
Karratha WA 6714  
Phone: (08) 9159 6900 or (08) 9185 6100

### South West region

24 Wellington Street  
Bunbury WA 6230  
Phone: (08) 9792 6607

For full details of current Maritime Facility fees and charges please go to [www.transport.wa.gov.au/marinefeechanges](http://www.transport.wa.gov.au/marinefeechanges)

For all general enquiries or to provide feedback please email us at [facilityfees@transport.wa.gov.au](mailto:facilityfees@transport.wa.gov.au)