

# Boating Guide

## Waroona Dam

### Marine Safety



February 2025

#### Recreational Skipper's Ticket

The person in charge of a recreational vessel with a motor of 6 horsepower or less is not required to hold a Recreational Skippers Ticket (RST).

A skipper in charge of a recreational vessel with a motor greater than 6 horsepower is required to hold a RST and carry it when boating.

#### Age restrictions

A person under 10 years may not drive a motor boat.

RST holders over 14 but under 16 years of age are restricted to operating during daylight hours at a speed less than 8 knots.

#### Interstate skipper's tickets

If you hold a valid/current interstate ticket, recognised by DoT and you enter, as a visitor or with the intention of permanently residing in Western Australia, you have three months to have to have the qualification recognised.

Regardless from which state your boat is from you must hold a RST or equivalent to operate a vessel with a motor greater than 6 horsepower.

#### Medical fitness

Skippers are required to alert us if they develop a medical condition that affects their ability to safely operate a recreational vessel. More information can be found on our website under Recreational Skipper's Ticket.

#### Water skiing

Water skiing involves being towed over water at a speed of 8 knots or more by a motor boat.

It takes at least three people to go water skiing:

- A driver of at least 17 years of age with a Recreational Skipper's Ticket.
- An observer of at least 14 years of age.
- A person being towed.


Vessels taking off with skiers always give way to vessels landing a skier.










Beach take-off and landings are only permitted in the designated take-off and landing areas.

Skiing is only permitted between the hours of sunrise to sunset, unless otherwise indicated.

For further information, please visit our website or call 13 11 56.

# SAFETY EQUIPMENT REQUIREMENTS



<b>REGISTRABLE VESSELS</b> Including sailing vessels that are or can be propelled by mechanical power.	
<b>PROTECTED WATERS</b> Includes rivers, lakes, estuaries, harbours and waters within 400 metres from the shore in unprotected waters but excludes Cambridge Gulf and Lake Argyle.	
 <b>Recreational Skipper's Ticket</b> The skipper of a recreational vessel, powered by a motor greater than 6 horsepower must hold an RST.	✓
 <b>Lifejacket Carriage</b> A lifejacket, as indicated in the table opposite, must be carried for every person on board.	✓ Minimum Level 100 <b>MUST BE CARRIED</b>
 <b>Lifejacket Carriage</b> A lifejacket, as indicated in the table opposite, must be carried for every person on board.	✓ Minimum Level 100 <b>MUST BE CARRIED</b>
 <b>Lifejacket Wearing</b> As indicated in the table opposite.	✓ Minimum Level 100 <b>MUST BE CARRIED</b>
 <b>Lifejacket Wearing</b> As indicated in the table opposite.	✓ Minimum Level 50S <b>MUST BE WORN</b>
 <b>Distress Beacon (in-date)</b> A GPS enabled 406 MHz EPIRB <b>OR</b> if worn by at least one person, a GPS enabled PLB. Distress beacons must be in-date and registered with AMSA.	<b>RECOMMENDED</b>
 <b>Red and Orange Flares (in-date)</b> At least two hand held red flares and two hand held orange flares must be carried. <b>OR</b> <b>Electronic Visual Distress Signals (EVDS)</b> An electronic signalling device may be carried in lieu of flares <b>IF</b> a GPS enabled EPIRB or PLB (must be worn) is also carried.	<b>RECOMMENDED</b>
 <b>Marine Radio</b> A VHF or HF marine radio on any Registrable Vessel when operating <b>more than 4 nautical miles</b> from shore in unprotected waters.	<b>RECOMMENDED</b>
 <b>Recommended Additional Safety Equipment</b> It is recommended an anchor and line, a fire extinguisher and a means of removing water be carried.	<b>RECOMMENDED</b>

SERM-DLM0225-DAMS

#### Waroona Dam restrictions and closures

**Water levels**

Water skiing activities are to be conducted between the hours of sunrise to sunset, in an anticlockwise direction and within the designated area shown.

Water skiing is only permitted in the **Level 1** Water Ski Area when the water level is equal to or higher than 196 metres Australian Height Datum (AHD).

The **Level 2** Water Ski Area will become operational when the water level reaches 200 metres AHD.

The **Level 3** Water Ski Area will become operational when the water level reaches 206 metres AHD.

Yellow buoys will mark the limit of the Water Ski Area.

For current information about closures, visit our website: [www.transport.wa.gov.au/waterski](http://www.transport.wa.gov.au/waterski)

Water skiing is not permitted within 50 metres of the foreshore except when taking off and landing.

Water ski take-off and landing areas may contain hazards such as tree stumps, branches and rocks. Please use extreme caution.

**5 knot speed restriction**

All waters are restricted to 5 knots except within the designated water ski area during the hours of sunrise to sunset after which the ski areas revert back to 5 knots.

**Closed waters**

All waters within 200 metres of the dam wall are closed to all vessels including sail and paddle craft at all times.

#### Personal water craft

Personal water craft (PWC) freestyle driving, wave jumping and surfing are prohibited on these dams at all times.

Freestyling is operating a PWC in a way that the skipper of another vessel would be unable to predict its course or speed in order to avoid a collision, this includes doughnuts, 180 degree turns, hops and jumps.

Wave and wake jumping is driving a PWC over a wave or swell with the aim of becoming airborne. The wave or the swell may be formed naturally or by the passage of a vessel.



## Contact details

### Department of Transport

Email: [Ed.Boat@transport.wa.gov.au](mailto:Ed.Boat@transport.wa.gov.au)  
Website: [www.transport.wa.gov.au/imagine](http://www.transport.wa.gov.au/imagine)  
Marine Safety Hotline: 13 11 56

### Police

Emergency: 000  
Water Police: 9442 8600  
Waroona Police: 9733 1230  
Harvey Police: 9782 4111

### Boating Weather Forecasts

Boating weather: 1300 815 916  
Website: [www.bom.gov.au](http://www.bom.gov.au)

### Department of Primary Industry and Regional Development

Fishwatch: 1800 815 507  
Website: [www.dpird.wa.gov.au](http://www.dpird.wa.gov.au)

### Department of Biodiversity, Conservation and Attractions

Website: [www.dbca.wa.gov.au](http://www.dbca.wa.gov.au)



Boating in WA just got smarter.  
Download the free Deckee app.



anywhere, anytime!  
Save time and go online today




Join us at  
[facebook.com/MarineSafetyWA](https://facebook.com/MarineSafetyWA)



For further information go to  
[www.transport.wa.gov.au/boatingguides](http://www.transport.wa.gov.au/boatingguides)  
or scan the QR code.

The information contained in this publication is provided in good faith and believed to be accurate at time of publication. The State shall in no way be liable for any loss sustained or incurred by anyone relying on the information. 16-27-02-SER-0225-WEB



	<b>Waiting to take-off with a skier</b> <b>Driver's signal</b> When waiting for a safe opportunity to take-off with a skier, the skipper should signal to vessels in the area that they do not intend to move until it's clear. This is indicated by holding both hands in the air showing that they are not on the boat's controls.
	<b>Dropping off a skier</b> <b>Driver's signal</b> When returning a skier to the shore the driver should indicate this by the raising and lowering of a hand above the head.
	<b>Skier down</b> <b>Observer's signal</b> The observer only should hold one arm straight up in the air to indicate to other vessels that the skier has fallen off and is in the water.  Vessels seeing this signal should keep a good lookout for the skier in the water.
	<b>Skier down and is OK</b> <b>Skier's signal</b> A fallen skier who has sustained no injuries should indicate that they are OK by raising both arms into the air.  If the observer does not see this signal, they should inform the skipper to return to the skier as quickly and safely as possible.

#### Lifejackets

Skippers must CARRY a lifejacket (Level 100) for everyone on board when they are on any WA waterway.

Compulsory wearing of a lifejacket (Level 100) occurs when more than 400 metres from the shore in unprotected waters for children aged between one and 12 years and for everyone on board when the vessel is less than 4.8 metres.

Every person on board a PWC must wear a lifejacket (level 50s) at all times, from launching until retrieval.

# Waroona Dam - Lake Navarino

Legend

Level 1 water ski area - 196m to 200m AHD

Level 2 water ski area - 200m to 206m AHD

Level 3 water ski area - above 206m AHD

5 knot speed restriction

Closed waters to all vessels

Over beach launching, parking

Campground, no camping

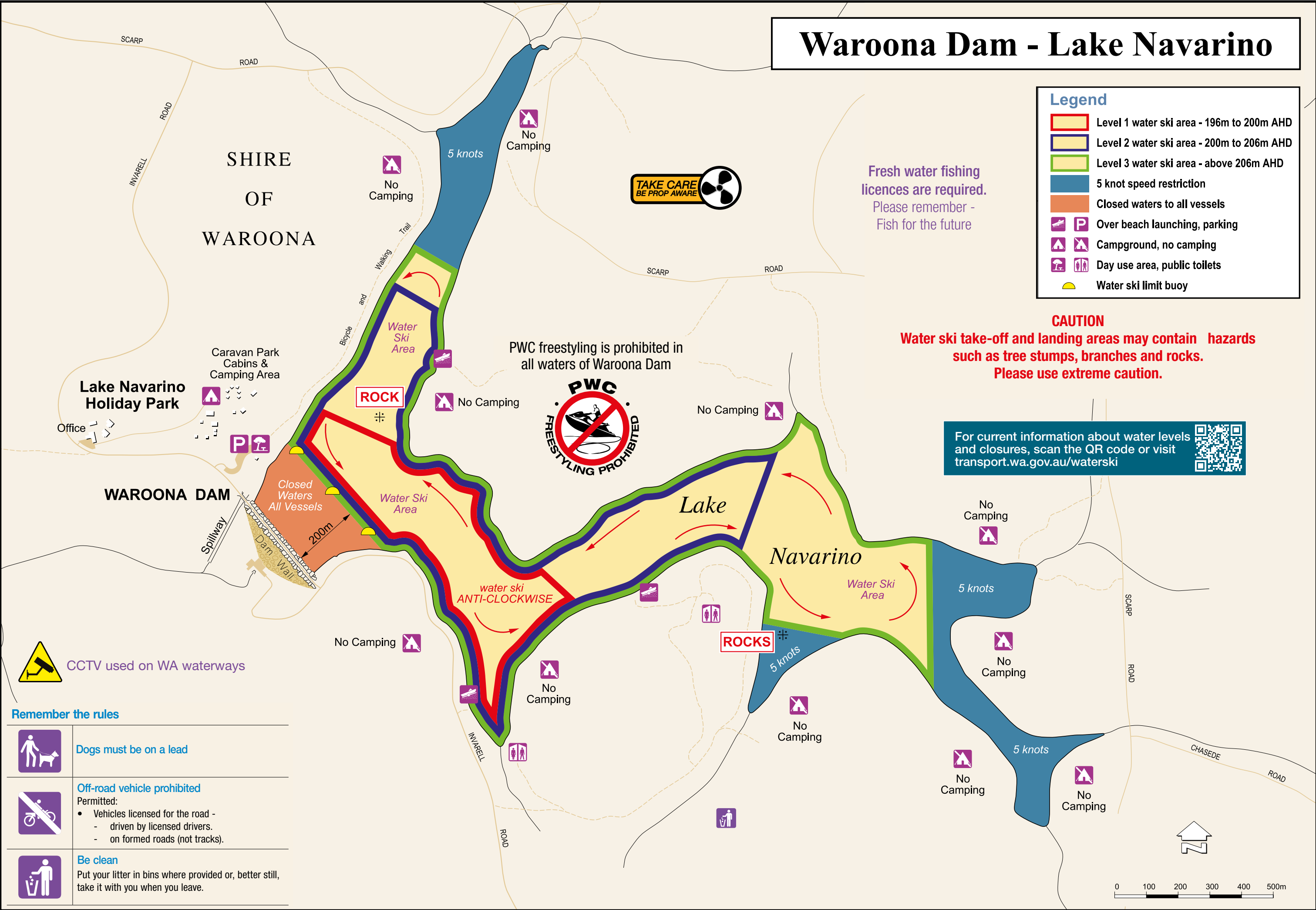
Day use area, public toilets

Water ski limit buoy

Fresh water fishing  
licences are required.  
Please remember -  
Fish for the future

**CAUTION**  
Water ski take-off and landing areas may contain hazards  
such as tree stumps, branches and rocks.  
Please use extreme caution.

For current information about water levels  
and closures, scan the QR code or visit  
[transport.wa.gov.au/waterski](http://transport.wa.gov.au/waterski)



Remember the rules

Dogs must be on a lead

Off-road vehicle prohibited  
Permitted:

- Vehicles licensed for the road -
- driven by licensed drivers.
- on formed roads (not tracks).

Be clean  
Put your litter in bins where provided or, better still,  
take it with you when you leave.

CCTV used on WA waterways