



# Boating Guide

## Lake Kepwari










### Marine Safety



August 2023

## SAFETY EQUIPMENT REQUIREMENTS



		REGISTRABLE VESSELS Including sailing vessels that are or can be propelled by mechanical power.	
		PROTECTED WATERS Includes rivers, lakes, estuaries, harbours and waters within 400 metres from the shore in unprotected waters but excludes Cambridge Gulf and Lake Argyle.	UNPROTECTED WATERS Beyond 400 metres from the shore.
	<b>Recreational Skipper's Ticket</b> The skipper of a recreational vessel, powered by a motor greater than 6 horsepower must hold an RST.	✓	✓
	<b>Lifejacket Carriage</b> A lifejacket, as indicated in the table opposite, must be carried for every person on board.	✓	✓
	<b>Vessels smaller than 4.8m</b>	Minimum Level 100 <b>MUST BE CARRIED</b>	Minimum Level 100 <b>MUST BE WORN</b>
	<b>Lifejacket Wearing</b> As indicated in the table opposite.	✓	✓
	<b>Vessels 4.8m and larger</b>	Minimum Level 100 <b>MUST BE CARRIED</b>	Minimum Level 100 <b>MUST BE CARRIED</b>
	<b>Lifejacket Wearing</b> As indicated in the table opposite.	✓	✓
	<b>Children older than one and younger than 12</b>	Minimum Level 100 <b>MUST BE CARRIED</b>	Minimum Level 100 <b>MUST BE WORN</b>
	<b>Personal Water Craft</b>	✓	✓
		Minimum Level 50S <b>MUST BE WORN</b>	Minimum Level 50S <b>MUST BE WORN</b>
	<b>Distress Beacon (in-date)</b> A GPS enabled 406 MHz EPIRB <b>OR</b> if worn by at least one person, a GPS enabled PLB. Distress beacons must be in-date and registered with AMSA.	RECOMMENDED	✓
	<b>Red and Orange Flares (in-date)</b> At least two hand held red flares and two hand held orange flares must be carried. <b>OR</b> <b>Electronic Visual Distress Signals</b> An electronic signalling device may be carried in lieu of flares IF a GPS enabled EPIRB or PLB (must be worn) is also carried.	RECOMMENDED	✓
	<b>Marine Radio</b> A HF or VHF marine radio on any Registrable Vessel when operating <b>more than 4 nautical miles</b> from shore in unprotected waters.	RECOMMENDED	<b>REQUIRED</b> beyond 4 nautical miles <b>RECOMMENDED</b> within 4 nautical miles
	<b>Recommended Additional Safety Equipment</b> It is recommended an anchor and line, a fire extinguisher and a means of removing water be carried.	RECOMMENDED	RECOMMENDED

SERM-DLM0722-1

### Contact details

#### Department of Transport

Email: [Ed.Boat@transport.wa.gov.au](mailto:Ed.Boat@transport.wa.gov.au)  
Website: [www.transport.wa.gov.au/imagine](http://www.transport.wa.gov.au/imagine)  
Marine Safety Hotline: 13 11 56

#### Police

Emergency: 000  
Water Police: 9442 8600  
Collie Police: 9734 6333

#### Boating Weather Forecasts

Boating weather: 1300 815 916  
Website: [www.bom.gov.au](http://www.bom.gov.au)

#### Department of Primary Industry and Regional Development

Fishwatch: 1800 815 507  
Website: [www.dpird.wa.gov.au](http://www.dpird.wa.gov.au)

#### Department of Biodiversity, Conservation and Attractions

Website: [www.dbca.wa.gov.au](http://www.dbca.wa.gov.au)



DECKEE

Boating in WA just got smarter.  
Download the free Deckee app.

DoT Direct

anywhere, anytime!  
Save time and go online today



Join us at  
[facebook.com/MarineSafetyWA](https://facebook.com/MarineSafetyWA)



For further information go to  
[www.transport.wa.gov.au/boatingguides](http://www.transport.wa.gov.au/boatingguides)  
or scan the QR Code

The information contained in this publication is provided in good faith and believed to be accurate at time of publication. The State shall in no way be liable for any loss sustained or incurred by anyone relying on the information. 16-30-02-SER-0523-WEB-S1



### Lake Kepwari

Lake Kepwari is a man-made reservoir located in the south-west region of Western Australia, about 15 kilometres south-east of Collie. We acknowledge the Ngalang Boodja traditional owners of this land and we pay our respects to Elders past, present and future. The name Lake Kepwari comes from the local Wiilman language 'Kepwari' meaning 'playing in water'.

### Water skiing

Water skiing involves being towed over water, at a speed of 8 knots or more, by a vessel, supported by a ski, or skis, an aquaplane, other apparatus or feet. This includes being towed on a wakeboard, kneeboard or inflatable device.



Water skiing is a high risk activity and as the skipper of a vessel towing a water skier, it's your responsibility to ensure the safety of your crew and the skier at all times.

To reduce the risks associated with water skiing it is important that skippers familiarise themselves with:

- the rules and regulations;
- the layout and boundaries of the ski area;
- the direction of ski;
- the hours of operation;
- the location of the take-off and landing areas; and
- any shallow water areas or other hazards.

Before commencing skiing, it is recommended that skippers brief each participant on their roles and responsibilities, hand signals and the various procedures associated with water skiing, such as recovering and reboarding of a downed skier.

Care should also be taken to brief participants on the location and use of safety equipment on-board the vessel and measures to avoid propeller strike.

### When underway:

- follow the required direction of travel and remain inside the ski area;
- be alert and maintain a good lookout for other vessels, objects and downed skiers; and
- be courteous of other users and keep clear of slower moving vessels, paddle craft and sail craft.

### The ski boat crew

To go skiing there must be a minimum of two in the ski boat, the skipper and at least one observer. The observer faces towards the skier at all times and communicates to the skipper while the skipper faces forward to maintain a proper lookout and concentrates on the vessel's course within the ski area.

### The skipper

To be the driver of a vessel, with a motor over 6 hp (4.5 kW), engaged in water skiing you:

- must hold an RST, or be supervised by an RST holder who is at least 18 years of age; and
- must be at least 17 years of age.

The skipper is responsible for abiding by the rules and regulations and for the safety of the:

- vessel;
- crew; and
- skiers.

### The observer

To be the observer you:

- must be at least 14 years of age;
- have the prime responsibility of observing the towed skiers and reporting all matters affecting them to the skipper;
- alert the skipper about other vessels approaching from behind; and
- should be familiar with the standard hand signals.

### The skier

Skiers can be any age; however, it is recommended they wear an approved Level 50 or 50s lifejacket while skiing.





### Personal water craft

Personal water craft (PWC) freestyle driving, wave jumping and surfing are prohibited on Lake Kepwari at all times.

Freestyling is operating a PWC in a way that the skipper of another vessel would be unable to predict its course or speed in order to avoid a collision, this includes doughnuts, 180 degree turns, hops and jumps.







Wave and wake jumping is driving a PWC over a wave or swell with the aim of becoming airborne. The wave or the swell may be formed naturally or by the passage of a vessel.

### Ski signals

	<b>Waiting to take-off with a skier</b> <b>Driver's signal</b> When waiting for a safe opportunity to take-off with a skier, the skipper should signal to vessels in the area that they do not intend to move until it's clear. This is indicated by holding both hands in the air showing that they are not on the boat's controls.
	<b>Dropping off a skier</b> <b>Driver's signal</b> When returning a skier to the shore the driver should indicate this by the raising and lowering of a hand above the head.
	<b>Skier down</b> <b>Observer's signal</b> The observer only should hold one arm straight up in the air to indicate to other vessels that the skier has fallen off and is in the water. Vessels seeing this signal should keep a good lookout for the skier in the water.
	<b>Skier down and is OK</b> <b>Skier's signal</b> A fallen skier who has sustained no injuries should indicate that they are OK by raising both arms into the air. If the observer does not see this signal, they should inform the skipper to return to the skier as quickly and safely as possible.

# LAKE KEPWARI

## Legend

-  Water ski area
-  5 knot speed restriction area
-  Closed waters to motorised vessels
-  Boat ramp
-  Car parking area, boat trailer parking
-  Public toilets, BBQ shelter/picnic area

## Recreational Skipper's Ticket

The person in charge of a recreational vessel with a motor of **6 horsepower or less** is not required to hold a Recreational Skipper's Ticket (RST).

A skipper in charge of a recreational vessel with a motor **greater than 6 horsepower** is required to hold an RST and carry it when boating.

## Age restrictions

A person under 10 years may not drive a motor boat. RST holders over 14 but under 16 years of age are restricted to operating during daylight hours at a speed less than 8 knots.

## Interstate skipper's tickets

If you hold a valid/current interstate ticket, recognised by DoT and you enter, as a visitor or with the intention of permanently residing in the State, you have three months to have the qualification recognised.



## Water skiing

Water skiing may be conducted in the indicate ared. The direction of all water skiing activities shall be in an anti-clockwise direction and water skiing is only permitted within the daylight hours of sunrise to sunset.

## Personal water craft (PWC)

PWC freestyle driving, wave jumping and surfing are prohibited at all times.

## Closed waters to motorised vessels

The area as indicated north of the boat ramp is closed to motorised vessels at all times. Swimming, sail and paddle craft are permitted.

## 5 knot speed restriction

All waters are restricted to 5 knots, except within the designated water ski area during the daylight hours of sunrise to sunset, after which it reverts back to 5 knots.

## Maintain a good lookout and a safe speed

Please maintain a good lookout for swimmers, canoes, paddle craft and other vessels. Exercise caution and operate at a safe speed when navigating.

